

The Northwest Power and Conservation Council

was authorized by Congress in 1980 through the Pacific Northwest Electric Power Planning and Conservation Act (P.L. 96-501) (“Power Act” or “Act”). The Council is not a federal agency; it is an interstate compact agency created by the legislatures of Idaho, Montana, Oregon, and Washington. The governor of each state appoints two members to serve on the Council. The eight-member Council sets policy and provides leadership for Council work.

Congress passed the Power Act authorizing the formation of the Council

- To encourage, through the unique opportunity provided by the Federal Columbia River Power System, conservation and efficiency in the use of electric power and the development of renewable resources within the Pacific Northwest
- To assure the Pacific Northwest of an adequate, efficient, economical, and reliable power supply
- To provide for the participation and consultation of the Pacific Northwest States, local governments, consumers, customers, users of the Columbia River System (including Federal and State fish and wildlife agencies and Tribes), and the public at large within the region in
 - Developing regional plans and programs related to energy conservation, renewable resources, other resources, and protecting, mitigating, and enhancing fish and wildlife resources
 - Facilitating the orderly planning of the region’s power system
 - Providing environmental quality
- To provide that the customers of BPA and their consumers continue to pay all costs necessary to produce, transmit, and conserve resources to meet the region’s electric power requirements
- To protect, mitigate and enhance the fish and wildlife, including related spawning grounds and habitat, of the Columbia River and its tributaries, particularly anadromous fish which are of significant importance to the social and economic well-being of the Pacific Northwest and the Nation and which are dependent on suitable environmental conditions substantially obtainable from the management and operation of Federal Columbia River Power System and other power generating facilities on the Columbia River and its tributaries.

Council Functions/Responsibilities

To accomplish the purposes of the Power Act, Congress tasks the Council with 3 primary functions:

- Northwest Power Plan. Adopting and periodically amending a regional conservation and electric power plan that includes: energy conservation programs, 20-year forecasts of electric energy demands, 20-year power resource forecasts, cost-effective methods for providing regional reliability and reserves, and methods for determining quantifiable environmental costs and benefits (Sections 4(d) and 4(e) of the Act). Congress also directed the Council to establish advisory committees it determines necessary to assist in the development, collection, and evaluation of statistical, biological, economic, social, and environmental information relevant

to the Council's development and amendment of its power plan and fish and wildlife program (Section 4(c)(11) and (12)).

- Columbia River Basin Fish and Wildlife Program. Developing, adopting, and periodically amending a program to protect and enhance fish and wildlife affected by the development and operation of hydroelectric projects in the Columbia River Basin. Per the Act, the program becomes part of the Council's regional power plan. Congress also requires the Council report annually to Congress on the effectiveness of the program and how it is being implemented (Sections 4(h), 4(g) and 4(i)).
- Public information and public involvement. Providing for the participation of the Pacific Northwest states, local governments, consumers, customers, users of the Columbia River system (including federal and state fish and wildlife agencies and appropriate Indian tribes), and the public at large in planning for the Northwest's electric power and protection of Columbia River Basin fish and wildlife affected by hydropower. The Act requires the Council develop and maintain comprehensive programs to inform the public of major regional power and fish and wildlife issues (Sections 2(3) and 4(g)).

In addition to the 3 functions listed above, the Power Act also requires the Council to determine its organization, practices, and procedures for carrying out its functions and responsibilities under the Act (Section 4(c)(4)) and requires the Council comply with federal rules on specific topics such as conflicts of interest, contracting, etc.

Council Funding

- In the Power Act, Congress provided a funding mechanism to ensure the Council has the funding necessary or appropriate to carry out the functions and responsibilities required by the Act. Council funding does not come from Federal appropriations or from state governments. Rather, in 1980 when the Power Act was passed, the expectation was Bonneville Power Administration would serve *all* future load growth for the Pacific Northwest, so Congress tied the Council's funding to the *amount* of firm power Bonneville forecasts to sell in that fiscal year.
- Section 4(c)(10)(A) of the Northwest Power Act directs the administrator of the Bonneville Power Administration to pay the expenses the Council determines necessary or appropriate to perform its functions and responsibilities, including reimbursement to states with members on the Council.
- Under the formula in the Act, Bonneville's funding threshold for the Council is calculated by multiplying the amount of Bonneville's forecasted firm power sales for that year by .02 mill. Bonneville funding can be increased to an amount up to .10 mill multiplied by the amount of forecasted firm power sales if the Council shows that using the .02 mill multiplier will not permit the Council to carry out its functions and responsibilities under the Act.

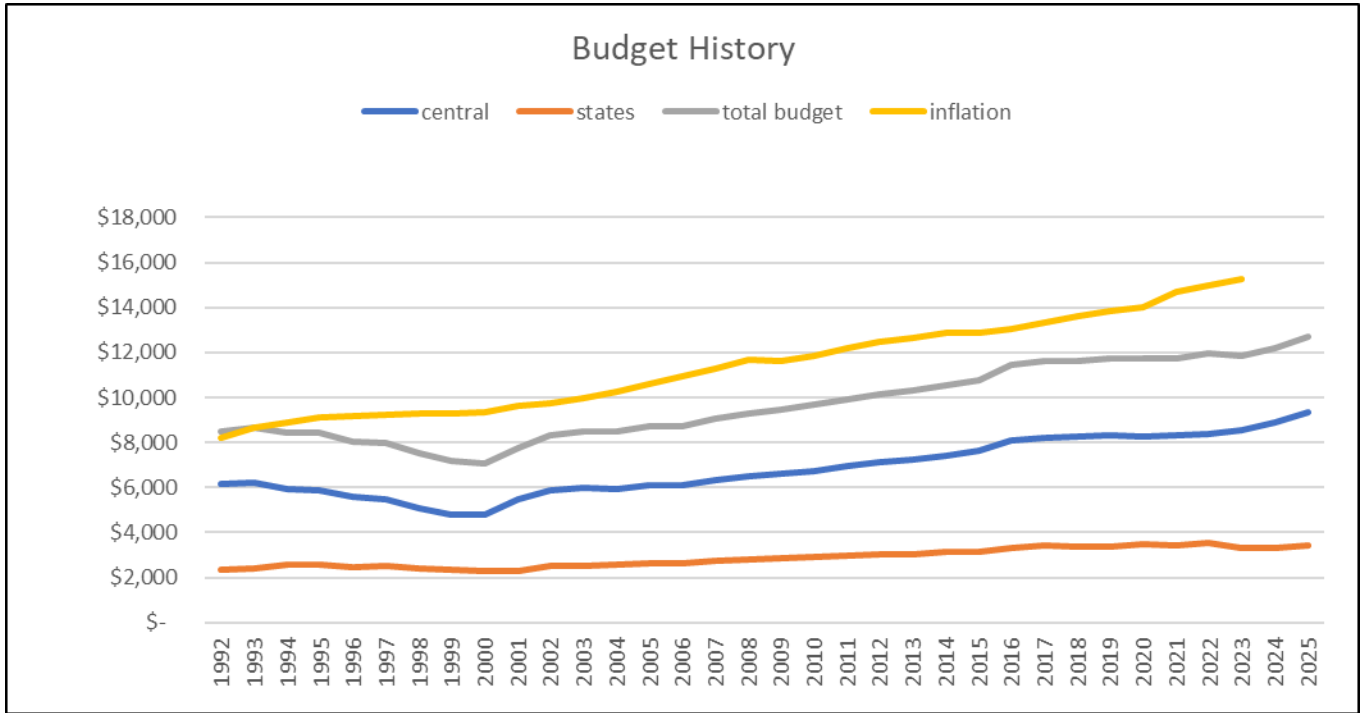
Council Budget

This budget document is intended to provide the information necessary to show that the Council has done a professional and responsible job of managing its budget and finances since Congress authorized the Council's formation in 1980. This document will show that using the .02 mill multiplier on Bonneville's estimate of firm power sales (approximately \$2.5 million/year) for fiscal years 2024 and 2025 will not permit the Council to carry out its

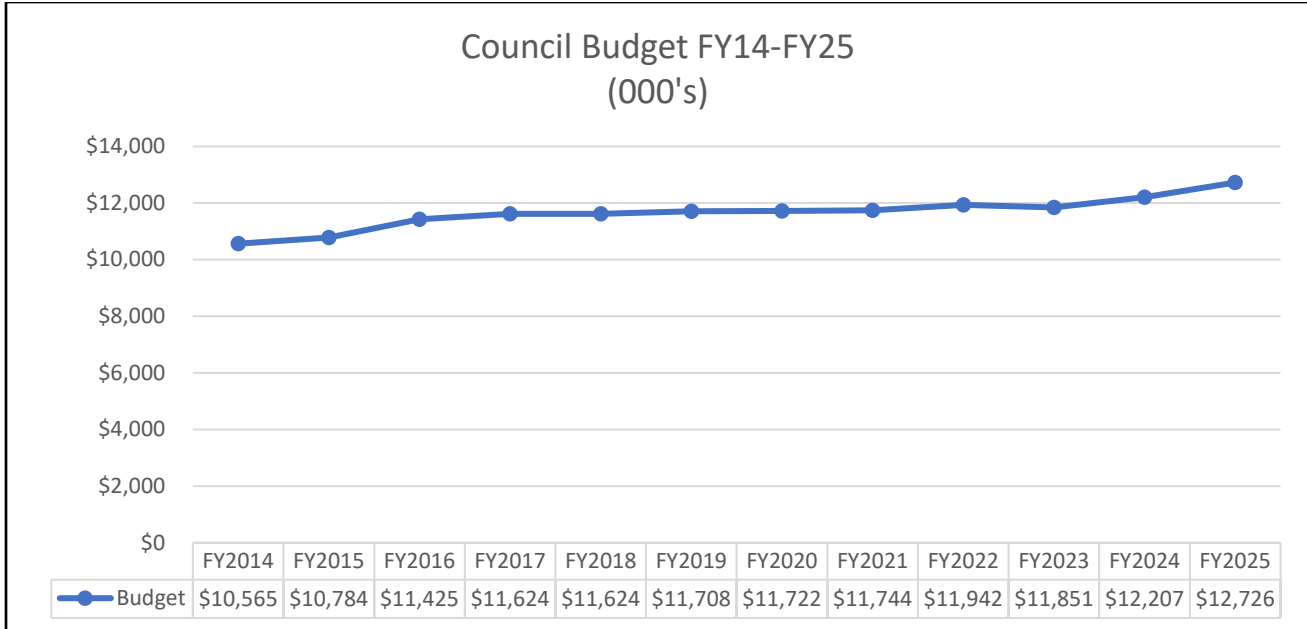
functions and responsibilities required by the Act. This document will also show that notwithstanding the Council’s fiscal responsibility, the .010 mill multiplier that serves as Bonneville’s funding threshold under the Act, will cover the Council’s funding requirement for fiscal year 2024 but is insufficient to cover the Council’s funding requirement for fiscal year 2025.

Council Budget: A history of fiscal responsibility

The Council’s budget has grown at an average rate less than inflation over the past 40 fiscal years as illustrated by the chart below.



The Council’s budget has also remained relatively flat over the last 10 years as illustrated by the charts below.



| | | |
|--------|----------|-------|
| FY2014 | \$10,565 | 2.7% |
| FY2015 | \$10,784 | 2.1% |
| FY2016 | \$11,425 | 5.9% |
| FY2017 | \$11,624 | 1.7% |
| FY2018 | \$11,624 | 0.0% |
| FY2019 | \$11,708 | 0.7% |
| FY2020 | \$11,722 | 0.1% |
| FY2021 | \$11,744 | 0.2% |
| FY2022 | \$11,942 | 1.7% |
| FY2023 | \$11,851 | -0.8% |
| FY2024 | \$12,207 | 3.0% |
| FY2025 | \$12,726 | 4.3% |

The Council has historically underspent its budget and “returned” unspent funds to Bonneville at the end of each fiscal year. In fiscal year 2020, for example, the Council returned over \$550,000 or approximately 4 percent of its budget to Bonneville at the end of the fiscal year. In fiscal year 2021, the Council returned over \$1,000,000 to Bonneville at the end of the fiscal year. Beginning during the global pandemic and continuing into fiscal year 2022, the Council operated at a reduced level of staff due to retirements and departures. This resulted in significant savings in compensation, benefits, and travel especially during fiscal year 2022. Knowing that the decrease in full time employees (FTEs) was a temporary situation, and that staff would need to be hired to fill some of the vacant positions in order to fulfill its responsibilities, the Council retained the savings from spending under its budget in fiscal year 2022 to deploy, as needed, in fiscal year 2023 and beyond.

Council Budget: Fiscal year 2024 revised and fiscal year 2025

The Council projects workloads and resource requirements two years in advance with some opportunity for budget revisions occurring prior to the beginning of each fiscal year.

The table below reflects the Council’s revisions to the fiscal year 2024 budget that the Council adopted last July. In addition, the table shows the Council’s projection for fiscal year 2025 and estimates for fiscal years 2026 through 2029.

The Council is committed to carrying out its responsibilities and workloads within these projected funding levels.

| Council Budget Summary (000's) | FY21 Budget | FY21 Actual | FY22 Budget | FY22 Actual | FY23 Budget | FY23 Estimate | FY24 Budget | FY24 Revised | FY25 Projected | FY26 Estimate | FY27 Estimate | FY28 Estimate | FY29 Estimate |
|--------------------------------|-------------|-------------|-------------|-------------|-------------|---------------|-------------|--------------|----------------|---------------|---------------|---------------|---------------|
| Personal Services | \$ 9,380 | \$ 7,915 | \$ 9,233 | \$ 7,663 | \$ 9,302 | \$ 8,357 | \$ 9,586 | \$ 9,504 | \$ 9,800 | \$ 10,089 | \$ 10,367 | \$ 10,655 | \$ 10,909 |
| Travel | \$ 400 | \$ 41 | \$ 346 | \$ 141 | \$ 368 | \$ 285 | \$ 325 | \$ 272 | \$ 355 | \$ 326 | \$ 381 | \$ 333 | \$ 389 |
| Contract Services | \$ 554 | \$ 812 | \$ 917 | \$ 497 | \$ 887 | \$ 1,190 | \$ 990 | \$ 1,138 | \$ 1,207 | \$ 1,197 | \$ 1,224 | \$ 1,232 | \$ 1,275 |
| Other Operating Expenses | \$ 1,410 | \$ 1,275 | \$ 1,446 | \$ 1,210 | \$ 1,294 | \$ 1,310 | \$ 1,316 | \$ 1,293 | \$ 1,363 | \$ 1,408 | \$ 1,454 | \$ 1,501 | \$ 1,551 |
| TOTAL | \$ 11,744 | \$ 10,043 | \$ 11,942 | \$ 9,511 | \$ 11,851 | \$ 11,142 | \$ 12,217 | \$ 12,207 | \$ 12,725 | \$ 13,020 | \$ 13,426 | \$ 13,721 | \$ 14,124 |

The Council recognizes the need to maintain healthy financial conditions for the region and for Bonneville Power Administration and the Council will continue to carry out its statutory responsibilities in a fiscally prudent manner.

Personal Services

- The Council lost several highly experienced staff because of retirements and resignations during the pandemic and continuing into fiscal year 2023. The Council has opted to not immediately refill certain positions to better assess the Council’s planned work in the coming fiscal years and to then prioritize hiring based on the Council’s timeline for that work.
- Where any time gap between a position being vacated and a new hire generates some savings, some positions that are currently vacant due to recent retirements or departures are not being filled right away if the need is not imminent given the challenges the Council is facing with the Bonneville funding threshold defined by the Act. In the meantime, existing staff have taken on additional responsibilities to ensure the Council continues to fulfill its duties and continues to operate at a high level. This, however, is not sustainable and does not make good business sense over an extended period of time.
- Hiring staff with less experience than departing staff can achieve some savings in compensation and benefits but the Council is carefully weighing potential short-term savings against the time and resources required to bring more junior staff up to speed. Some positions also require a high-level of existing knowledge in a specific subject matter and which can only be filled with experienced hires that will command a higher level of compensation than a more junior hire.
- New staff positions are and will be created, as needed.

Travel

- In fiscal years 2024, the Council’s budget reflects reduced in-region travel for Council meetings and other Council-related business.
- Increased travel in fiscal year 2025 is anticipated as the Council enters the Fish and Wildlife Program Amendment public process and holds a Congressional staff tour to bring attention to work underway in the region that impacts or results from the Council’s work.
- In both fiscal years, the Council will continue the practice of having occasional web-only meetings to reduce Council travel costs. The Council will also continue to ensure that participants and interested persons who cannot or do not wish to travel to public Council meetings can participate remotely.

Other Operating Expenses

- In fiscal years 2024 and 2025, the Council will continue its hybrid work approach for the central office and several state offices – a direct effect of lessons learned from the global pandemic during which the Council continued to conduct business and public meetings with staff and members working remotely. Offering a hybrid workplace where people can also work from home several days of the week enables continued high-quality work while providing staff the opportunity to spend less time commuting to an office and the potential for increased work/life balance. If the hybrid approach continues to effectively meet the needs of the organization, the Council will reassess its office square footage needs moving forward which could lead to future budget savings.

Council Budget: Fiscal year 2024 revised

The Council’s funding requirement for fiscal year 2024 revised is \$12,206,857. It is a reduction of over \$10,000 from the budget adopted last year for fiscal year 2024. Savings were found in compensation, benefits, travel, and operating expenses.

In fiscal year 2024, based upon Bonneville’s forecast of firm power sales, the 0.02-mills/kwh funding level is \$2,476,444. The 0.10-mills/kwh funding level is \$12,382,220. The Council’s funding requirement for fiscal year 2024 is \$12,206,857 which is equal to 0.099 of forecast firm power sales.

Based on the issues and level of effort discussed in more detail in the sections following describing the work to be done in fiscal year 2024 by each division and state office, the Council has determined

- The expenditures proposed for fiscal year 2024 are necessary and appropriate to carry out the responsibilities Congress requires as set forth in the Northwest Power Act, Section 4(c)(10)(A).
- The 0.02 mill per kilowatt-hour funding level in the Act (approximately \$2.48 million based on Bonneville’s estimate of firm power sales for fiscal year 2024) will not permit the Council to carry out its functions and responsibilities under the Act, Section 4(c)(10)(A) in fiscal year 2024.
- The .10 mills per kilowatt-hour funding threshold in the Act (approximately \$12.38 million based on Bonneville’s estimate of firm power sales for fiscal year 2024) will permit the Council to carry out its functions and responsibilities under the Act in fiscal year 2024.

| Council FY24 Revised Budget (000's) | Power Planning | Fish and Wildlife | Public Affairs | Legal | Admin | Total |
|--|-------------------|----------------------|-------------------|--------|----------|------------------|
| Compensation | \$ 1,775 | \$ 897 | \$ 523 | \$ 312 | \$ 880 | \$ 4,387 |
| Taxes/Insurance/Benefits | \$ 905 | \$ 458 | \$ 267 | \$ 160 | \$ 449 | \$ 2,239 |
| Travel | \$ 37 | \$ 32 | \$ 14 | \$ 7 | \$ 20 | \$ 110 |
| Contract Services | \$ 760 | \$ 130 | \$ 150 | \$ 5 | \$ 15 | \$ 1,060 |
| Other Operating Expenses | \$ 70 | \$ 29 | \$ 103 | \$ 24 | \$ 878 | \$ 1,104 |
| Central office subtotal | \$ 3,547 | \$ 1,546 | \$ 1,057 | \$ 508 | \$ 2,242 | \$ 8,900 |
| State Budgets | | | | | | |
| Idaho | \$ 826 | | | | | |
| Montana | \$ 860 | | | | | |
| Oregon | \$ 822 | | | | | |
| Washington | \$ 799 | | | | | |
| States subtotal | \$ 3,307 | | | | | \$ 3,307 |
| TOTAL | | | | | | \$ 12,207 |

Council Budget: Fiscal year 2025 projection

The Council’s funding requirement for fiscal year 2025 is \$12,725,518. In fiscal year 2025, based upon Bonneville’s forecast of firm power sales, the 0.02-mills/kwh funding level is \$2,453,648. The 0.10-mills/kwh funding level is \$12,268,242. The Council’s funding requirement for fiscal year 2025 exceeds the 0.10-mills/kwh funding level by \$457,276.

The Act envisioned that Bonneville’s firm power sales would increase as the region’s electric utilities were allowed to place additional loads on Bonneville. Bonneville’s funding threshold for the Council would similarly increase. However, over the last 20 years, Bonneville’s forecast for firm power sales has not increased significantly, and has even declined in some years, due in part to the Council’s energy efficiency work authorized and required by the Act. The fact that Bonneville’s firm power sales have not increased as envisioned when the Act was passed in 1980 means the Council’s funding base has remained relatively flat and has not kept pace with inflation which has reduced the Council’s capacity to conduct independent planning and analysis activities for power and fish. Bonneville, on the other hand can cover inflationary cost impacts by adjusting its rates to meet its revenue requirements. Without any consideration of inflation built into the funding formula in the Act, inflationary impacts will impact the Council’s ability to continue fulfilling its statutory responsibilities.

The Council is engaging with Bonneville in mutually identifying and developing a path forward that will allow the Council to carry out its responsibilities as mandated by Congress. Until a permanent solution can be reached and understanding that Bonneville is unable to fund the Council’s budget above the threshold .10 mill, the Council anticipates using savings from spending below its budget in fiscal year 2022 to cover expenditures above the .10 mill threshold in fiscal year 2025.

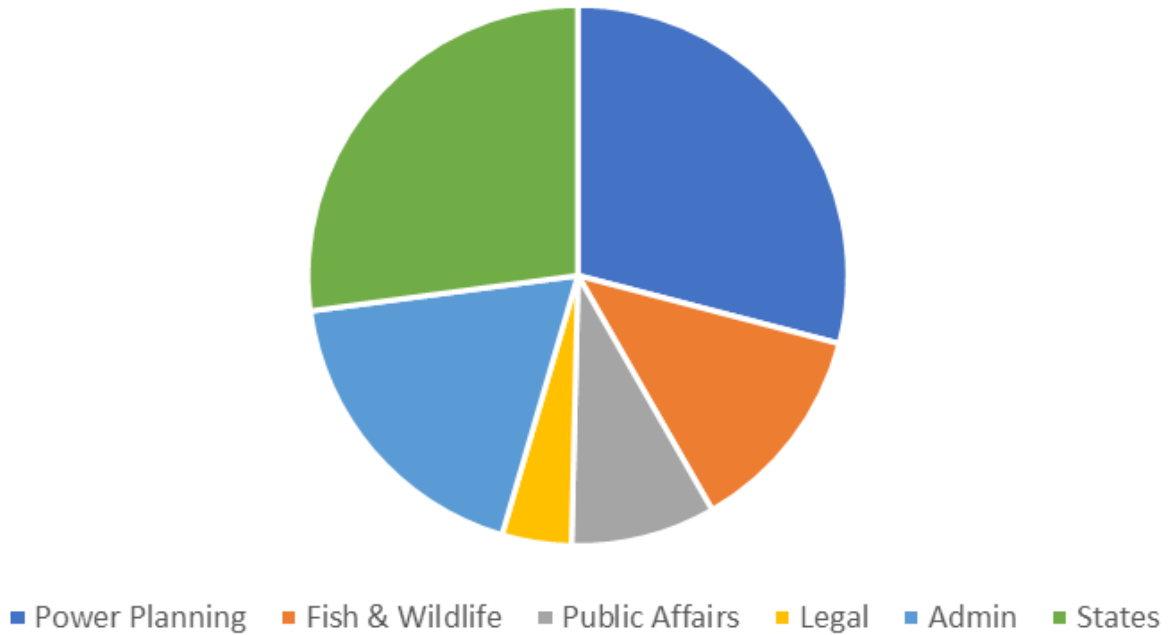
Based on the issues and levels of effort discussed in more detail in the sections following describing the work to be done in fiscal year 2025 by each division and state office, the Council has determined

- The proposed budget expenditures for fiscal year 2025 are necessary and appropriate for the performance of its functions and responsibilities as authorized by the Northwest Power Act, Section 4(c)(10)(A).
- The 0.02 mill per kilowatt-hour funding level in the Act (approximately \$2.45 million based on Bonneville’s estimate of firm power sales for fiscal year 2025) will not permit the Council to carry out its functions and responsibilities under the Act, Section 4(c)(10)(A) in fiscal year 2025.
- The .10 mills per kilowatt-hour funding threshold in the Act (approximately \$12.27 million based on Bonneville’s estimate of firm power sales for fiscal year 2025) will *not* permit the Council to carry out its functions and responsibilities under the Act in fiscal year 2025. As indicated above, the Council anticipates using savings from spending below its budget in FY2022 to cover expenditures above the .10 mill threshold in fiscal year 2025.*

** Where the Council reviews its budget ahead of the start of each fiscal year, and Bonneville revises its forecast for firm power sales ahead of the start of each fiscal year, it is also possible that the Council’s fiscal year 2025 budget will fall within Bonneville’s .10 mill funding threshold when the Council reviews the 2025 budget next year.*

| Council FY25 Program Forecast (000's) | Power Planning | Fish and Wildlife | Public Affairs | Legal | Admin | Total |
|---|-------------------|----------------------|-------------------|--------|----------|------------------|
| Compensation | \$ 1,825 | \$ 930 | \$ 534 | \$ 323 | \$ 915 | \$ 4,527 |
| Taxes/Insurance/Benefits | \$ 930 | \$ 474 | \$ 272 | \$ 165 | \$ 466 | \$ 2,307 |
| Travel | \$ 55 | \$ 37 | \$ 60 | \$ 8 | \$ 25 | \$ 185 |
| Contract Services | \$ 825 | \$ 130 | \$ 150 | \$ 5 | \$ 15 | \$ 1,125 |
| Other Operating Expenses | \$ 100 | \$ 40 | \$ 103 | \$ 24 | \$ 904 | \$ 1,171 |
| Central office subtotal | \$ 3,735 | \$ 1,611 | \$ 1,119 | \$ 525 | \$ 2,325 | \$ 9,315 |
| State Budgets | | | | | | |
| Idaho | \$ 851 | | | | | |
| Montana | \$ 890 | | | | | |
| Oregon | \$ 838 | | | | | |
| Washington | \$ 831 | | | | | |
| States subtotal | \$ 3,410 | | | | | \$ 3,410 |
| TOTAL | | | | | | \$ 12,725 |

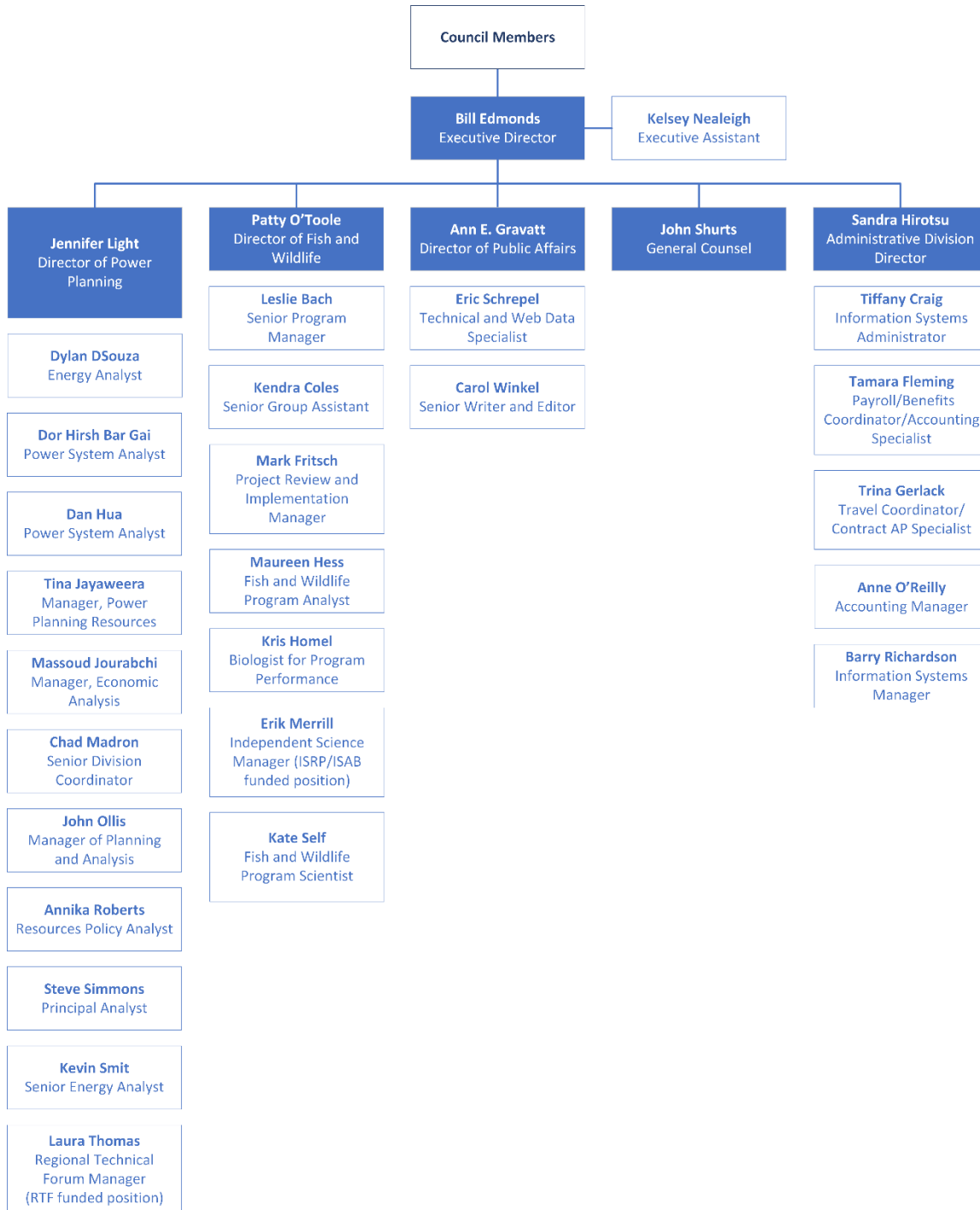
FY24 and FY25 Budget



Council Organization

The Council is organized to accomplish its statutory responsibilities: Per the Act, the Council was established as a regional body by interstate compact between the four northwest states. The central office in Portland, Oregon houses the Council’s professional staff. Central office staff are organized into five divisions corresponding with the primary functions Congress tasked the Council with: power planning, fish and wildlife, public affairs, legal, and administrative. Council members and their professional state staff maintain an office in the states they represent.

The organization chart shows the central office staff. There are currently several vacancies in the central office and state offices not depicted on the chart that the Council is looking to fill in order to continue to meet its statutory obligations while being mindful of budget constraints.



Central Office: Power division

The Council's power and conservation planning responsibilities set forth in the Act are carried out in large part by professional technical staff. Power division staff in the central office analyze changing conditions impacting the power system and monitor implementation of the Council's power plan in between power plan development and updates. More information about the specific work involved in the power planning process can be found here at <https://www.nwcouncil.org/power-planning/>.

Power Division budget: FY2024 revisions and FY2025 projections

The power planning portion of the Council's fiscal year 2024 revised budget is \$3,547,344 equivalent to 0.03 mills in firm power sales. This is an increase of approximately \$19,000 from last year's estimate of \$3,527,811. The increased estimate is due primarily to projected increased costs for compensation and benefits. No new positions were created. The projected increase of \$19,000 for fiscal year 2024 is more than offset by reductions in other central office division budgets.

The power planning portion of the Council's fiscal year 2025 projected budget is \$3,735,465 equivalent to 0.03 mills in firm power sales.

The Council adopted the 2021 Northwest Power Plan in fiscal year 2022. In fiscal year 2023, the power division has been focusing on implementing the 2021 Northwest Power Plan, and training new staff that were hired to replace employees that left the Council in fiscal year 2022.

In fiscal year 2024, the power division will continue monitoring and supporting the implementation of the 2021 Northwest Power Plan through the development of a mid-term assessment. The power division will also work on enhancing and updating analytical tools and data sources ahead of the Council's next review and update of the regional power plan, which it will initiate work on in fiscal year 2025.

In fiscal year 2024, the power division will also continue preparing and updating critical inputs for use in the Council's mid-term assessment and next power plan. A new adequacy assessment for the region will be prepared including a new natural gas and other fuels price forecast, electricity price forecast, and hourly load forecast. As part of the developing the adequacy assessment, the Council will also continue to refine its new multi-metric approach to adequacy.

Division staff in fiscal year 2024 will also continue tracking new resource builds (both supply and demand side resources) and gather data on the costs and readiness of generating resources serving the region. Staff will also track emerging technologies, markets efforts, and energy policy developments affecting the region.

Also, in fiscal year 2024, the power division will continue to improve its modeling and data assumptions. Complex computer models and extensive databases are operated and maintained for system analysis, decision analysis, load forecasting, and statistical analysis, as well as for hydropower system, power resource and conservation databases. Focus will be on the development of a new long-term electric load forecast to provide an initial update as part of the mid-term assessment and to inform the Council's next power plan. The division will continue to refine the GENESYS model to improve model assumptions and explore new options for capital expansion modeling in the next power plan. The division will also explore enhancements to data and analysis across its work, with expected focus in valuing flexibility and resilience in the power system; updating the upstream methane analysis; maintaining and expanding

climate change datasets; exploring improvements to hydrogen fuel production and load impacts, reserves, transmission capability, and locational impacts of resources. As with many plan inputs, the work begins at the staff level and works its way up to the Council. This includes using the Council's advisory committees and staff-to-staff meetings involving utilities, Bonneville, and other experts in the region throughout the year to gather feedback and vet assumptions to improve the analysis that ends up as an input or assumption in the power plan.

In fiscal year 2025, the power division will initiate its review of the 2021 regional power plan. This review will focus on updating assumptions around the existing electric power system; developing a suite of long-term load forecasts to reflect the range of potential new loads; developing an environmental methodology to inform new resource options; building new supply curves for energy efficiency and demand response and developing out reference plants for new generating resource options. The division will also use this early period of power planning to test the new models to ensure seamless analysis during the development of the next power plan.

The Council also contracts with outside experts to assist staff in maintaining, updating, and vetting the Council's forecasting models and to augment research done by other entities to provide analytical capability that the Council does not possess in-house. The Council conducts independent analysis by using computer modeling and analytical methods with data collected by outside sources and, in some cases, utilizes data subscription services for energy and economic information to conduct that independent analysis.

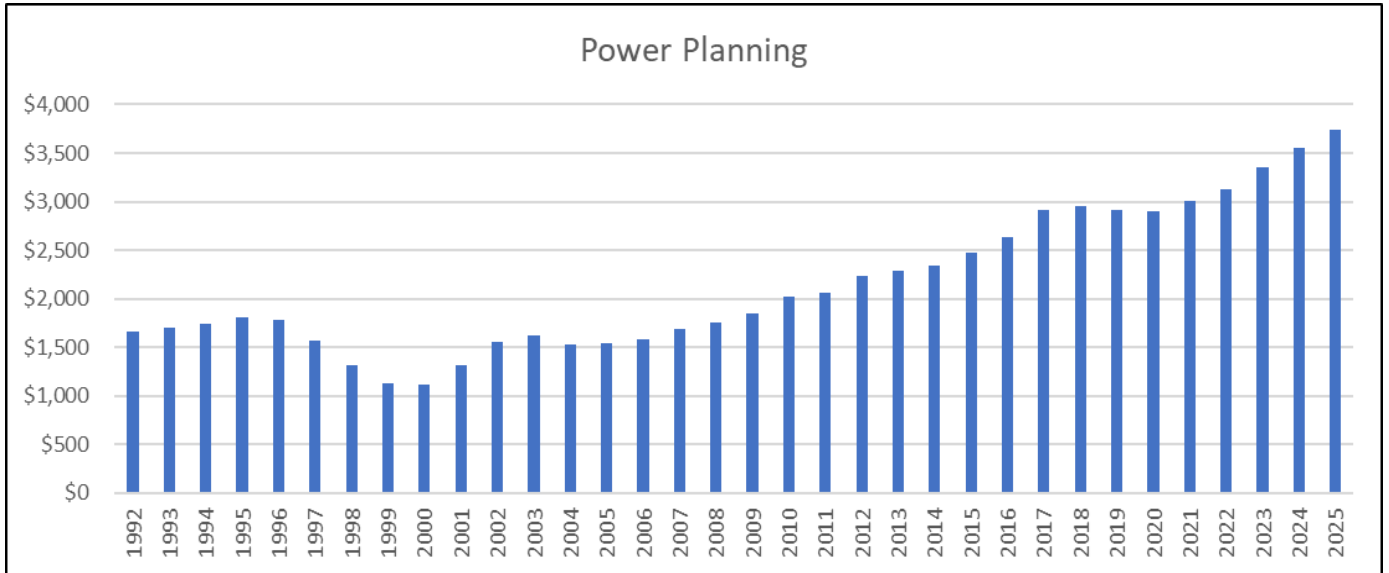
The Council also utilizes a variety of technical expert advisory committees, --including the Conservation Resources Advisory Committee, Demand Forecast Advisory Committee, Demand Response Advisory Committee, Generating Resources Advisory Committee, Fuels Advisory Committee, Resource Adequacy Advisory Committee, and System Analysis Advisory Committee,--in developing and implementing the regional plan as authorized by the Power Act (Section 4(c)(11) and (12)).

Power division expenditures are also required for cloud storage for the extensive data generated by the Council's analytical data, to maintain various software license agreements needed for analytical tools and virtual meeting software licenses and to provide meeting minutes for advisory committee meetings.

In fiscal years 2024 and 2025, the power division will continue providing public education and outreach about the power system (while also educating itself) by presenting information on power topics of interest to the members and the region and by inviting outside experts to present information to the Council and the Council's Power Committee at the Council's public meetings. Presenters from within and occasionally from outside the region will present information on issues relevant to the region's power system. The division will also continue to monitor federal efforts to improve energy efficiency in fiscal years 2024 and 2025 and participate in U.S. Department of Energy processes involving efficiency standards for consumer products as part of the Council's work to improve the efficiency of electricity use in the Northwest.

Funding for the Regional Technical Forum, an advisory committee to the Council, is *not* included in the Council's annual budget because it is funded by utilities, Bonneville, and organizations such as the Energy Trust. But, while the Council does not directly fund the RTF, the Council contributes to the work of the RTF by providing in-kind contributions in the form of Council staff time/work. The Council provides 100 percent of the legal, financial, IT and administrative functions of the RTF along with a portion of power division staff time for technical support. The Council also provides a public meeting space for the RTF and a physical office for the RTF Manager as part of its in-kind

contribution to the Regional Technical Forum. This in-kind contribution provides dividends for the Council, by providing an additional analytical engine on technical questions related to energy efficiency and demand response.



| Power Planning Division (000's) | FY22 | FY22 Actual | FY23 | FY23 Estimate | FY24 | FY24 Revised | FY25 |
|------------------------------------|-----------------|-----------------|-----------------|------------------|-----------------|-----------------|-----------------|
| Compensation | \$ 1,558 | \$ 1,436 | \$ 1,699 | \$ 1,711 | \$ 1,745 | \$ 1,775 | \$ 1,825 |
| Taxes/Insurance/Benefits | \$ 779 | \$ 592 | \$ 866 | \$ 872 | \$ 890 | \$ 905 | \$ 931 |
| COMP SUB-TOTAL | \$ 2,337 | \$ 2,029 | \$ 2,565 | \$ 2,583 | \$ 2,635 | \$ 2,680 | \$ 2,755 |
| Travel | \$ 58 | \$ 20 | \$ 57 | \$ 30 | \$ 57 | \$ 35 | \$ 50 |
| Advisory Committee Travel | \$ 5 | \$ - | \$ 5 | \$ 3 | \$ 5 | \$ 2 | \$ 5 |
| TRAVEL SUB-TOTAL | \$ 63 | \$ 20 | \$ 62 | \$ 33 | \$ 62 | \$ 37 | \$ 55 |
| Contracts-Modeling* | | | | | | \$ 550 | \$ 500 |
| Contract Services | | | | | | \$ 210 | \$ 325 |
| CONTRACTS SUB-TOTAL | \$ 600 | \$ 297 | \$ 600 | \$ 750 | \$ 710 | \$ 760 | \$ 825 |
| Other Operating Expenses | \$ 121 | \$ 166 | \$ 121 | \$ 150 | \$ 121 | \$ 70 | \$ 100 |
| TOTAL | \$ 3,121 | \$ 2,512 | \$ 3,348 | \$ 3,516 | \$ 3,528 | \$ 3,547 | \$ 3,735 |

*Contracting services will be broken out starting in FY24 to show more detail of division contracts

**Other Operating Expenses may include: economic and energy data subscriptions, professional dues, staff development and training, power plan public hearings, transitional staffing support, and services and supplies.

Central Office: Fish and Wildlife division

The Council's fish and wildlife mitigation responsibilities set forth in the Northwest Power Act (Act) are carried out in large part by professional technical staff. Fish and wildlife division staff perform the activities necessary for developing, implementing, and tracking the performance of the Council's fish and wildlife program. The Council's program is the largest regional effort to mitigate and protect fish and wildlife in the nation, directing more than \$250 million each year to over 350 direct Bonneville-funded projects throughout the Columbia River Basin and providing measures for implementation by Bonneville, the Corps of Engineers, the Bureau of Reclamation, and the Federal Energy Regulatory Commission.

The division's work focuses on the Council's Fish and Wildlife Program including planning, development and coordination, implementation and assessing the Program performance. Long-term work includes research, analyses, and coordination with other experts in the region on topics important to the Program such as mainstem passage and flows, system/subbasin production planning, research coordination, new hydropower development and actions by the Federal Energy Regulatory Commission, wildlife mitigation, resident fish and fish substitutions, and habitat and tributary passage.

Fish and Wildlife Division: FY2024 revisions and FY2025 projections

The fish and wildlife portion of the Council's budget for fiscal year 2024 revised is \$1,545,734 equivalent to 0.012 mills in firm power sales. This is a decrease of approximately \$29,000 from last year's projection of \$1,575,151. The fish and wildlife portion of the Council's budget for fiscal year 2025 is projected at \$1,610,817, equivalent to 0.013 mills in firm power sales.

The Council's Fish and Wildlife Division divides its workplan into three major areas of emphasis: 1) Program Planning, Development and Coordination; 2) Program Implementation, and 3) Program Performance. The Power Act drives the work in these areas as well as specific direction from the Council.

Program Planning, Development and Coordination

The Council adopted the 2020 Addendum to the 2014 Fish and Wildlife Program in October 2021. Preparation for the next amendment to the Program will begin internally in late 2023 with the formal amendment process anticipated to begin in fiscal year 2025.

Staff will continue development and management of program-wide data and information tools in support of Program implementation and Program performance tasks, as well as to support communication with fish and wildlife managers and the public.

As anticipated external fish and wildlife-related regional processes and conferences are ramping up post-covid and are expected to continue and expand as staff time allows in fiscal years 2024 and 2025. The staff engages with many external processes relevant to the Council's work to ensure coordination with and implementation of the Council's Program. These external processes include the Corps of Engineers' Columbia River Fish Mitigation funding processes, the Anadromous Fish Evaluation Program, Streamnet and PNAMP technical and policy groups, Willamette Biological Opinion coordination groups, the Fish Screening Oversight Committee, the Lamprey Technical workgroup, the estuary

science group, and many others. Often the Council staff is asked to contribute information, make connections to the Council's Program, and provide regional leadership.

In fiscal years 2024 and 2025, the fish and wildlife division will continue providing public education and outreach about fish and wildlife topics of interest to the members and the region through staff presentations and inviting outside experts to present information for discussion at the Council and the Council's Fish Committee public meetings.

Program Implementation:

The Council will continue to support implementation of its Program by Bonneville, the Corps of Engineers, the Bureau of Reclamation, and the Federal Energy Regulatory Commission, according to the Act.

In fiscal years 2024 and 2025 staff will support reviews of Bonneville funded projects. Pursuant to the 1996 amendment to the Act, the Council is to review Bonneville projects annually, and periodically the Council updates the review process. The Council received input from fish and wildlife managers, project sponsors, the Independent Scientific Review Panel and Bonneville for revising the previous review process. After 40 years of implementation, there has been considerable growth and change in project development and implementation. The projects implementing the Council's mitigation program have grown in numbers and complexity and many factors impact how Program work is currently solicited, selected, and implemented, including but not limited to: flat funding for some projects, long-term funding and implementation agreements such as accords, settlement agreements or Memorandums of Understanding for some but not all mitigation partners, the Endangered Species Act and an increase of complicated project coordination and funding with multiple funding sources. Revising and implementing review processes requires a considerable amount of coordination both internally and externally and requires updates to the supporting information management systems at Bonneville and the Council.

Division staff will continue to implement the Council's Asset Management Strategic Plan in fiscal years 2024 and 2025, pending development of a longer-term plan for asset management that does not rely only on annual operating budgets. Implementing the Strategic Plan is an annual task, consisting of coordinating with Bonneville to request proposals for asset maintenance from project sponsors, prioritizing the requests and confirming costs, and seeking a Fish and Wildlife Committee recommendation and a Council decision on the annual package of work to address non-recurring maintenance for prior Program mitigation investments. For fiscal years 2024 and 2025, Bonneville will increase funds available for non-recurring maintenance of Program hatcheries to \$25 million with funds from the 2022-2023 rate case. The Council, working with Bonneville and regional hatchery managers, will identify priorities for these funds in fiscal year 2023 with implementation expected to occur for several years thereafter.

Division staff will also continue to organize and support the Budget Oversight Group (or its successor). Staff anticipates this work will continue in fiscal years 2024 and 2025 and anticipates continued monthly meetings to review and address Bonneville-funded project funding emergency needs, changes in scope, project close outs and new work that expand existing projects.

Division staff will also continue to support the Informal Hatchery Work Group in fiscal years 2024 and 2025 focusing on meeting support, information exchange and the development of information reporting tools.

Division staff will support the Ocean Science and Management Forum (Ocean Forum) as described in the 2014 Fish and Wildlife Program and anticipates annual forum meetings in fiscal years 2024 and 2025. Support work consists of agenda planning, forum facilitation of information exchange amongst researchers and fish and wildlife managers and federal agencies. The most recent Ocean Forum meeting was held in January of 2022. The next is anticipated in the fall of 2023.

The staff supports various other implementation tasks related to the 23 strategies and numerous measures in the Council's 2014 Program and its 2020 Addendum.

Program Performance:

As directed by the Program and the Act, during fiscal years 2024 and 2025 the fish and wildlife division will continue to assess and report on the effectiveness and performance of the Council's Fish and Wildlife Program.

Staff is working to implement the work described in the 2020 Addendum including coordinating with fish and wildlife entities to refine the Program-scale Strategy Performance Indicators, develop initial reporting parameters, build-out the database structure for objectives and indicators and populate it with data. Program performance reporting requires mapping databases and capabilities. The majority of the program performance indicators were developed and populated in 2022 and 2023. Work will continue on the remaining indicators in fiscal years 2024 and 2025 as data is available. This work involves updating the Council's current data and information tools, the Program Tracker and the Program Performance and Progress Tool. By fiscal year 2024, the data gathering work will be largely completed and work will consist of data publishing and improved reporting in the Program Tracker and Program Performance Tool on the Council's website.

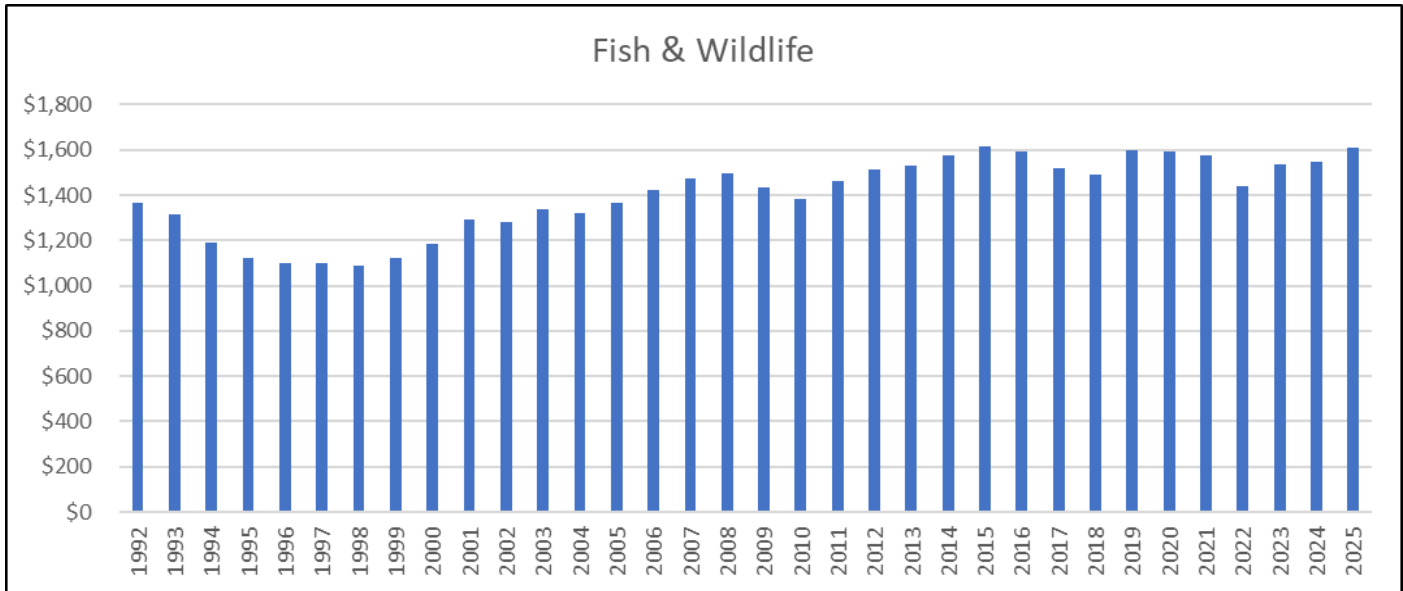
In fiscal years 2024 and 2025, division staff will continue working on assessing performance at different spatial and temporal scales. This requires combining historical information related to program and project implementation with the development of summaries major program strategies such as the hydrosystem operations, habitat, hatcheries, and others.

Division staff will also continue engaging in regional research, monitoring and evaluation (RM&E) developments, including participation in policy and technical efforts to develop and implement RM&E strategies for the Columbia River Basin.

Independent Science Groups

Independent scientific review for the Council's fish and wildlife program is implemented by two groups: the Independent Scientific Review Panel (ISRP) and the Independent Scientific Advisory Board (ISAB). The ISRP reviews individual fish and wildlife projects funded by Bonneville Power Administration and makes recommendations on matters related to those projects. The ISAB operates in cooperation with the Council, the National Marine Fisheries Service, and the basin's tribes to review programmatic and scientific issues in the basin. More information on the independent science groups can be found at <https://www.nwcouncil.org/fish-and-wildlife/fw-independent-advisory-committees/independent-scientific-review-panel/> and <https://www.nwcouncil.org/fish-and-wildlife/fw-independent-advisory-committees/independent-scientific-advisory-board/>.

Funding for the ISRP and ISAB is *not* included in the Council’s budget. But while the Council does not directly fund the independent science groups, the Council contributes to the work of the science panels by providing in-kind contributions in the form of Council staff time/work. The Council provides 100 percent of the legal, financial, IT and administrative functions of the ISRP and ISAB as an in-kind contribution. The Council also provides a public meeting space for the science groups and a physical office for the ISRP/ISAB Manager as part of its in-kind contribution to the science groups. This in-kind contribution provides benefits for the Council by helping ensure Council decision-making incorporates the best available scientific knowledge.



| Fish & Wildlife Division (000's) | FY22 | FY22 Actual | FY23 | FY23 Estimate | FY24 | FY24 Revised | FY25 |
|-------------------------------------|-----------------|-----------------|-----------------|------------------|-----------------|-----------------|-----------------|
| Compensation | \$ 852 | \$ 726 | \$ 887 | \$ 784 | \$ 919 | \$ 897 | \$ 930 |
| Taxes/Insurance/Benefits | \$ 426 | \$ 348 | \$ 452 | \$ 400 | \$ 469 | \$ 458 | \$ 474 |
| COMP SUB-TOTAL | \$ 1,278 | \$ 1,075 | \$ 1,339 | \$ 1,184 | \$ 1,388 | \$ 1,355 | \$ 1,404 |
| Staff Travel | \$ 38 | \$ 7 | \$ 35 | \$ 20 | \$ 37 | \$ 33 | \$ 37 |
| Advisory Committee Travel | \$ 2 | \$ - | \$ 2 | \$ - | \$ 2 | \$ - | \$ - |
| TRAVEL SUB-TOTAL | \$ 40 | \$ 7 | \$ 37 | \$ 20 | \$ 39 | \$ 33 | \$ 37 |
| Contract Services | \$ 64 | \$ 93 | \$ 130 | \$ 120 | \$ 130 | \$ 130 | \$ 130 |
| Other Operating Expenses* | \$ 58 | \$ 21 | \$ 28 | \$ 28 | \$ 18 | \$ 28 | \$ 40 |
| TOTAL | \$ 1,440 | \$ 1,196 | \$ 1,534 | \$ 1,352 | \$ 1,575 | \$ 1,546 | \$ 1,611 |

*Other Operating Expenses may include: fish and wildlife conferences and forums, amendment process meetings and hearings, professional dues and subscriptions, staff development and training, interns, services and supplies.

Central office: Public Affairs division

The Northwest Power Act provides clear direction about public engagement. The Act specifies that the Council must provide for the participation and consultation of the Pacific Northwest states, tribes, local governments, consumers, electricity customers, users of the Columbia River System, and the public at large in developing regional plans and programs related to energy efficiency, renewable energy resources, other energy resources, and protecting, mitigating, and enhancing fish and wildlife that have been affected by hydropower dams in the Columbia River Basin. The Council's Public Affairs Division has the primary responsibility to implement this portion of the Act.

The Public Affairs division is the Council's primary contact with the media and public and works to synthesize Council activities and accomplishments to assure the Council work is real and relevant to the region.

The Public Affairs Division has a multi-faceted communications plan to carry out its responsibilities, relying on the Council's website, newsletter, social media, videos, and other platforms to share the work of the Council. The Council's website, www.nwcouncil.org, functions as the hub of its outreach efforts and public information strategy. The website contains myriad documents, publications, databases, and other forms of information. The PA division also maintains the Council's various social media accounts.

The Public Affairs Division also produces a variety of public reports as part of the Council's mandate to educate and inform the region of energy and fish and wildlife issues. Such documents include the Council's Annual Report to Congress required by the Northwest Power Act and the Council's regular public newsletters to inform the public of Council business. And the Division maintains relationships with key regional and industry media and responds to numerous requests for information from the media, other government entities, non-profit and industry organizations, and the public.

The Public Affairs Division also has the lead responsibility to inform and educate key policymakers and staff about the Council's mission and accomplishments. This work includes providing information regularly to members of Congress, Congressional staff, as well as relevant federal agency leadership and staff. To assist this work, the Council also conducts a periodic field trip for staff members of the Northwest congressional delegation during the August Congressional recess. Because of the pandemic, the tour was canceled the past few years; a trip is planned for summer 2023. The Council has been conducting these informational trips for Congressional staff since 2008.

The Council also has a relationship with its closest counterpart agency in the Canadian Columbia River Basin, the Columbia Basin Trust. The Council and Trust agreed, through a 2000 memorandum of understanding, revised in 2013, to work together on projects to inform and involve the public on both sides of the border about matters of mutual interest including, for example, invasive aquatic fish and plant species, anadromous fish reintroduction above Grand Coulee Dam, climate change impacts, and power issues.

Public Affairs Division: FY2024 revisions and FY2025 projections

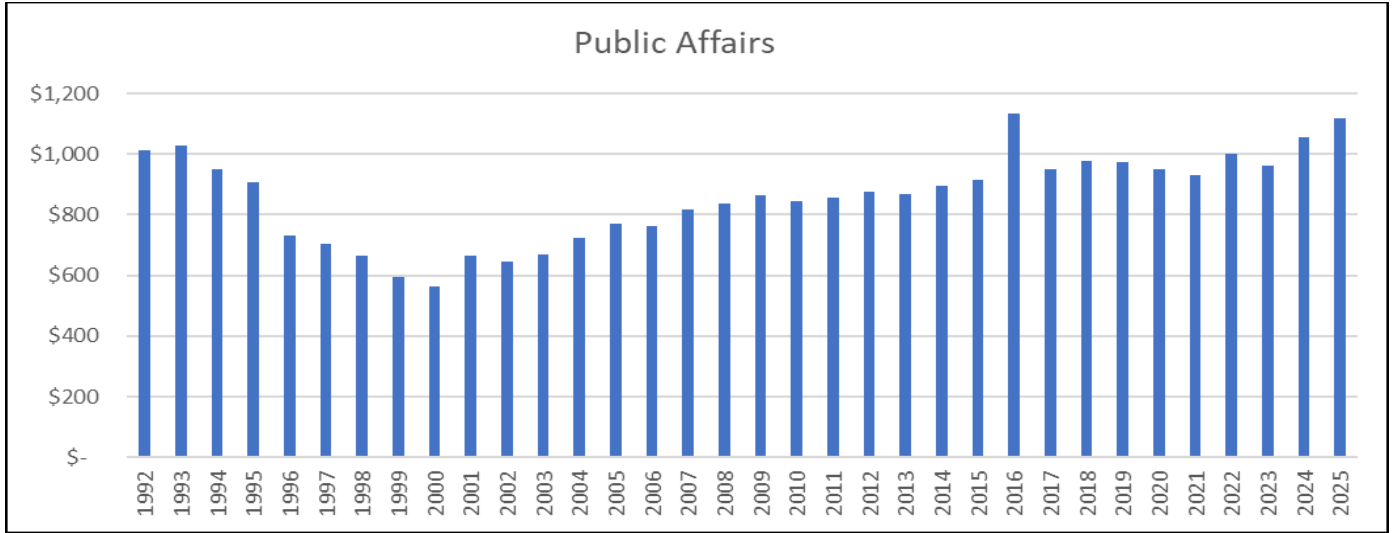
The public affairs division portion of the Council budget for fiscal year 2024 Revised is \$1,056,703, equivalent to 0.01 mills in firm power sales. This budget is an increase of approximately \$120,000 from the division budget adopted last year for 2024. The increase is due to an increase in contracting services needed as well as the decision to move most

of the Council sponsorship budgets to the Public Affairs Division budget. Previously, the sponsorship budget had been allocated to the the public affairs, power division, and fish division budgets.

The public affairs division portion of the Council budget for fiscal year 2025 is projected to be \$1,119,252, equivalent to 0.01 mills in firm power sales for FY2025.

In fiscal years 2024 and 2025, the Public Affairs Division will continue to carry out the following activities:

- Public involvement and outreach. The PA team ensures stakeholders are aware of Council work and opportunities for engagement. The division also provides support for meetings and hearings.
- Media relations. The division maintains relationships with key regional and industry media and drives relevant media coverage of the Council. The division responds to all media requests and distributes news releases. The division monitors all media to keep the Council informed of relevant coverage .
- Communication tools. The division maintains and regularly updates the Council's website, www.nwcouncil.org; social media platforms; videos; the Council Spotlight, a monthly newsletter; the Council's required Annual Report to Congress; summaries of issue papers, agenda items, and larger publications; and special publications such as issue brochures and reports to governors and legislators. The division is undertaking an audit of the existing communication tools – website, monthly newsletter, and social media accounts, in an effort to use each more effectively.
- Communication support. The public affairs division supports Council members and staff through writing, editing, and proofreading; design and graphics; video production; infographics and templates for PowerPoint presentations.
- Provide regular updates to key Northwest policymakers about Council work.
- Public meetings. The Council meets monthly throughout the region. In addition, public hearings, consultations with interested parties and appearances before governmental entities are scheduled to ensure public involvement.
- Information services. The division answers most general information requests from the public.



| Public Affairs (000's) | FY22 | FY22 Actual | FY23 | FY23 Estimate | FY24 | FY24 Revised | FY25 |
|---------------------------|-----------------|----------------|---------------|------------------|---------------|-----------------|-----------------|
| Compensation | \$ 502 | \$ 378 | \$ 518 | \$ 379 | \$ 529 | \$ 523 | \$ 534 |
| Taxes/Insurance/Benefits | \$ 251 | \$ 125 | \$ 264 | \$ 193 | \$ 269 | \$ 267 | \$ 272 |
| COMP SUB-TOTAL | \$ 753 | \$ 503 | \$ 782 | \$ 572 | \$ 798 | \$ 790 | \$ 806 |
| Staff Travel | \$ 15 | \$ - | \$ 14 | \$ 14 | \$ 14 | \$ 14 | \$ 15 |
| Congressional Tour | \$ - | \$ - | \$ 45 | \$ 45 | \$ - | \$ - | \$ 45 |
| TRAVEL SUB-TOTAL | \$ 15 | \$ - | \$ 59 | \$ 59 | \$ 14 | \$ 14 | \$ 60 |
| Contract Services | \$ 175 | \$ 51 | \$ 65 | \$ 247 | \$ 65 | \$ 150 | \$ 150 |
| Other Operating Expenses* | \$ 60 | \$ 32 | \$ 55 | \$ 58 | \$ 60 | \$ 103 | \$ 103 |
| TOTAL | \$ 1,003 | \$ 586 | \$ 961 | \$ 936 | \$ 937 | \$ 1,057 | \$ 1,119 |

*Other Operating Expenses may include: Council sponsorships, news services, advertising, report production, staff development and training, professional dues and subscriptions, services and supplies.

Central office: Legal division

The legal division provides legal advice and representation to the Council and its staff. The division supports the power planning, fish and wildlife, public affairs, and administrative divisions in the development and implementation of Council plans and programs, policies, rules, and procedures, in the negotiation of agreements, and in the development of contracts. The division also develops and assists in administering the Council’s conflict-of-interest policies, Freedom of Information Act requests, personnel issues, and other matters.

The legal division is an important participant in overseeing the development of the power plan and fish and wildlife program to ensure consistency with the requirements of the Power Act and other legal requirements. The legal division also monitors and assists in the implementation of the plan and program by Bonneville, the U.S. Army Corps of Engineers, the Bureau of Reclamation, the Federal Energy Regulatory Commission, and other agencies and utilities. The division will continue to represent the Council in any appeals of its plans, programs, or other actions. The division

also assists in the implementation of the legal requirements for review of fish and wildlife projects proposed to implement the fish and wildlife program, and in analyzing issues and options relevant to the development and implementation of the power plan's resource strategies.

The legal division works to anticipate legal issues and resolve problems in lieu of litigation, where appropriate. The division represents the Council in litigation when it does occur.

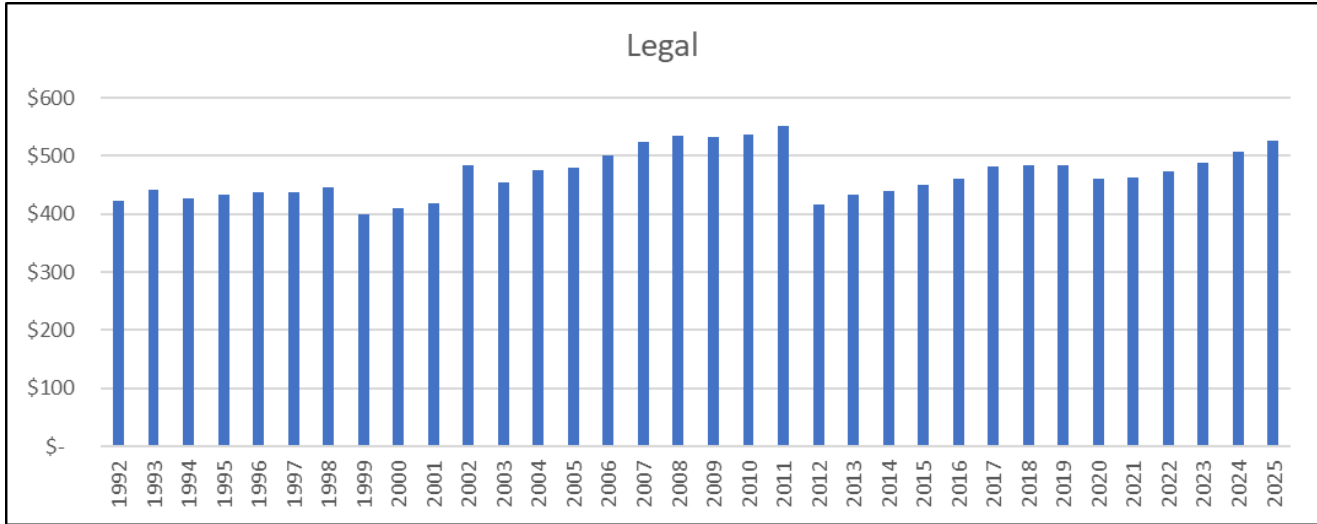
The division also participates and presents at conferences and educational programs related to energy and fish and wildlife.

Legal Division: FY2024 revisions and FY2025 projection

The legal services portion of the Council's budget for fiscal year 2024 Revised is \$508,447 equivalent to 0.004 mills of forecast firm power sales. This budget is the same as what the Council projected last year for FY2024. The projection budget for the legal division of \$525,101 for fiscal year 2025 is equivalent to .004 mills of the forecast firm power sales in FY2025.

In fiscal years 2024 and 2025, the legal division will continue:

- Providing administrative support and general legal advice, as well as support for the power planning, fish and wildlife, and public information and involvement programs as well as the Council's advisory committees.
- Advising on the development of Council rules and procedures, negotiating contracts on behalf of the Council, helping oversee the implementation of the Council's regional power plan and the fish and wildlife program by Bonneville, the U.S. Army Corps of Engineers, the Bureau of Reclamation, the Federal Energy Regulatory Commission, and other agencies and utilities.
- Providing legal representation of the Council in appeals of its plan, program, and other actions, as necessary.
- Addressing institutional legal questions, as well as ensuring that the Council adheres to the provisions of the Sunshine Act, the Freedom of Information Act, Administrative Procedures Act, government contracting practices.
- Providing updates and insights to the Council and staff, as needed, on the status of ongoing energy and fish and wildlife-related litigation in and outside the region that has the potential to affect the Council's work.
- Providing administrative and legal assistance supporting the Council's occasional participation in federal energy efficiency standards processes.



| Legal Division (000's) | FY22 | FY22 Actual | FY23 | FY23 Estimate | FY24 | FY24 Revised | FY25 |
|---------------------------|--------|----------------|--------|------------------|--------|-----------------|--------|
| Compensation | \$ 293 | \$ 281 | \$ 303 | \$ 173 | \$ 312 | \$ 312 | \$ 323 |
| Taxes/Insurance/Benefits | \$ 147 | \$ 94 | \$ 151 | \$ 88 | \$ 160 | \$ 160 | \$ 165 |
| COMP SUB-TOTAL | \$ 440 | \$ 375 | \$ 454 | \$ 261 | \$ 472 | \$ 472 | \$ 488 |
| Staff Travel | \$ 8 | \$ 2 | \$ 10 | \$ 3 | \$ 7 | \$ 7 | \$ 8 |
| Contract Services | \$ 5 | \$ - | \$ 5 | \$ 5 | \$ 5 | \$ 5 | \$ 5 |
| Other Operating Expenses* | \$ 20 | \$ 20 | \$ 24 | \$ 10 | \$ 24 | \$ 24 | \$ 24 |
| TOTAL | \$ 473 | \$ 397 | \$ 493 | \$ 279 | \$ 508 | \$ 508 | \$ 525 |

*Other Operating Expenses may include: court filing fees and related expenses, legal reference materials and subscriptions, professional dues and continuing legal education, temporary legal services and interns

Central office: Administrative division

The administrative division provides executive direction for all central Council operations and administrative and financial support for the Council. The division’s responsibilities include business operations, budget development, audit preparation, contract budget management, accounting/payroll systems, travel scheduling and reimbursement, information services and personnel administration.

The office of the executive director, included in the Administrative Division for purposes of budgeting, is responsible for coordinating with the eight-member Council and supervising the central office staff. In addition, the executive director guides and coordinates Council activities with regional energy, fish, and wildlife entities, as well as with congressional offices, federal agencies, and regional organizations.

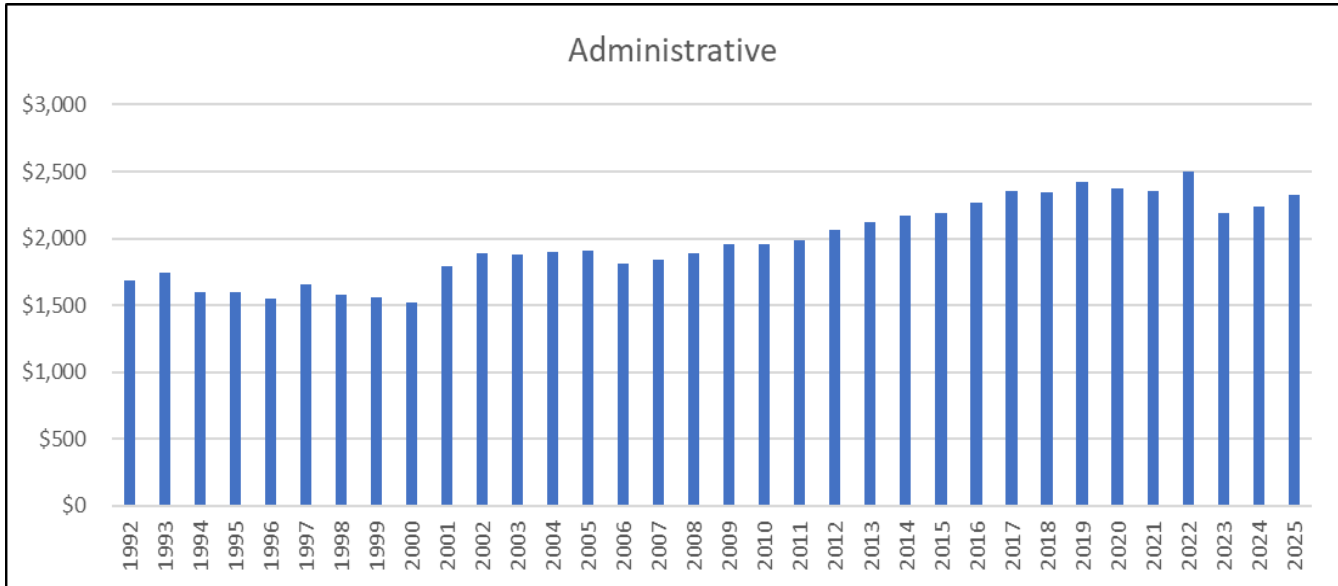
Administrative Division: FY2024 revised and FY2025 projection

The administrative division portion of the Council's budget for fiscal year 2024 Revised is \$2,241,967 equivalent to 0.018 mills of firm power sales. This budget is a reduction of approximately \$31,000 from the \$2,273,007 projected last year for the division for fiscal year 2024. The administrative division portion of the Council's budget for fiscal year 2025 is \$2,324,332 equivalent to 0.019 mills of firm power sales.

In fiscal years 2024 and 2025, the administrative division will continue to provide services to the Council including:

- Financial management. Activities in this area include the operation of monthly accounts payable, payroll, Bonneville funding awards and general ledger accounting systems. Budget development (Section 4(c)(4) of the Power Act) and administration, as well as arranging for annual audits (Section 4(c)(10)) of the Council's financial records, are part of this function. The division also supports the independent science groups and the Regional Technical Forum in providing financial management services.
- Business operations. Activities include maintaining central and state office leases and insurance.
- Contract administration. This responsibility (Section 4(a)(4)) includes establishing contract administrative records, reviewing, approving, and paying contractor invoices, and monitoring contractor costs in relation to budget allocated. The division also supports the independent science groups and the Regional Technical Forum in providing assistance with contract administration.
- Information systems support. Information Systems staff include two full-time staff who assist all divisions, provide state office operational support, oversee equipment maintenance, software leases and licenses, installation of data-storage devices, computer systems and hardware, and maintain phone systems for the central and state offices. Information systems staff also continuously maintains a secure computing environment for Council operations and develops the technology roadmap for future Council operation.
- The Council has fostered a high degree of integration with its planning activities and technology spurred, in part, by the global pandemic and the need to stay connected while working remotely. The administrative division also uses the Council's computer systems for maintaining financial and administrative records, data processing and for accounting/budget tasks. The Council also has developed a computer communications network capability that allows some computer linkage with Bonneville, certain agencies and tribes, utility organizations, state Council offices, and the Internet. The division also supports the independent science groups and the Regional Technical Forum in providing information services assistance. The integration and maintenance costs of computer and software integration, most cloud services and virtual/remote technology is also included in the administrative division budget.
- Human resource services. This function includes responsibility for staffing, administration of employee insurance and benefit programs, grievance procedures, and Equal Employment Opportunity practices, and staff development policies as well as onboarding and offboarding logistics. Salary administration, employee performance appraisal policies, and the Council compensation plan (Section 4(b)(3)) also are included in the division's responsibilities.
- Administrative support. The administrative division provides support for Council meetings and hearings, including travel arrangements for members and staff and travel reimbursement processing. Administrative

support includes handling tasks such as mail services, maintaining office supplies, and communicating with building maintenance on security, delivery, storage and maintenance issues.



| Administrative Division (000's) | FY22 | FY22 Actual | FY23 | FY23 Estimate | FY24 | FY24 Revised | FY25 |
|------------------------------------|----------|----------------|----------|------------------|----------|-----------------|----------|
| Compensation | \$ 923 | \$ 757 | \$ 878 | \$ 843 | \$ 914 | \$ 880 | \$ 914 |
| Taxes/Insurance/Benefits | \$ 461 | \$ 392 | \$ 449 | \$ 430 | \$ 466 | \$ 449 | \$ 466 |
| COMP SUB-TOTAL | \$ 1,384 | \$ 1,149 | \$ 1,327 | \$ 1,273 | \$ 1,380 | \$ 1,329 | \$ 1,380 |
| Staff Travel | \$ 8 | \$ 22 | \$ 10 | \$ 23 | \$ 10 | \$ 20 | \$ 25 |
| Contract Services | \$ 5 | \$ 7 | \$ 7 | \$ 8 | \$ 8 | \$ 15 | \$ 15 |
| Other Operating Expenses* | \$ 965 | \$ 836 | \$ 850 | \$ 895 | \$ 875 | \$ 878 | \$ 904 |
| TOTAL | \$ 2,362 | \$ 2,014 | \$ 2,194 | \$ 2,199 | \$ 2,273 | \$ 2,242 | \$ 2,324 |

*Other Operating Expenses include: central office rent and building maintenance fees, internet and phone services, computer hardware and software, software licenses, internet and phone services, insurance, professional dues, staff development and training, payroll processing services, audit fees, hiring and recruiting fees, reference materials and subscriptions, central office furniture and equipment, accounting services and software.

State offices

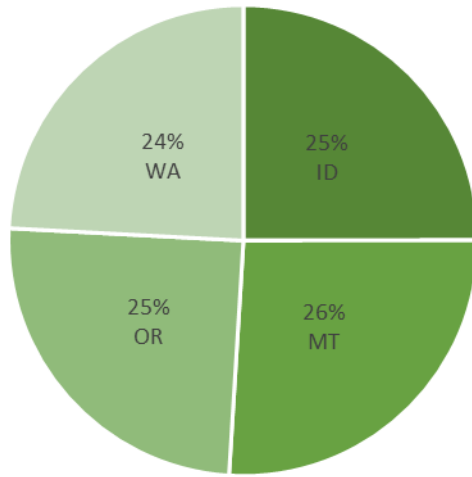
Two Council members are appointed by the governor of each state (Section 4 (a)(2)(B) of the Power Act). Each state Council office is an entity of its respective state government. The central office of the Council provides the accounting, payroll and benefits administration for state Council offices along with legal and information technologies support and some administrative functions.

Each state individually budgets for those activities necessary to carry out its participation and responsibilities under the Act. These funds provide for the Council members' compensation, travel, staff support, and office expenses. Each state has the option to hire staff, to use outside contractors or the technical services of other state agencies to analyze the impact of the plan and program on the state, to develop state public information and involvement programs, and for administrative support. State budgets will thus vary widely, depending upon the organizational needs in each state. Use of state energy agency and/or fish and wildlife agency staff provide Council members with technical support on state policies and issues related to the Council's fish and wildlife program and the power plan. Council members use their own staff for most technical review activities.

State Council offices carry out the following activities:

- Represent state interests. Council members represent state interests as well as regional interests in all fish and wildlife and energy system matters. This involves establishing and maintaining close working relationships with entities within their states that have a stake in the outcome of the Council's planning efforts. These include, but are not limited to, entities that are operators of hydroelectric projects, public and private utilities, groups focused on protection of the environment, state fish and wildlife agencies, energy regulatory agencies, Indian tribes, and legislative and local government rulemaking bodies.
- Technical review. Council members may require technical assistance and review capability to assess the impacts of regional issues that come before the Council on their state programs, laws, and practices. This technical review is provided by state Council staff and/or other state agency staff. Examples of regional Council issues that can affect each state differently include implementation of the protected-areas rules in the fish and wildlife program, hatchery and habitat projects, wildlife mitigation projects, and Columbia River operations for salmon recovery.
- Public information and involvement. While the Council's central office is responsible for developing material for the Council's public information and involvement programs, each state implements public involvement activities that are focused on Council issues that have a specific impact in that state. In addition, each state may use local advisory committees and town hall meetings for consultations on certain aspects of the Council's planning. This also can involve preparation of information regarding statewide energy and fish and wildlife issues. State public information and involvement activities are provided by state Council staff or with the assistance of other state agencies.
- Administrative support. Council members and their staff are provided office space and office supplies and services. On occasion, a state agency such as the governor's office or energy office may provide space or office services for the state Council members or staff. Fiscal services such as payroll, accounts payable, budget, and audit also can be provided, although these are often provided by the Council's central office.

FY24 and FY25
State Budgets



FY24 State Budgets
(000's)

| | Idaho | Montana | Oregon | Washington | Total |
|---------------------------|--------|---------|--------|------------|----------|
| Compensation | \$ 465 | \$ 466 | \$ 492 | \$ 470 | \$ 1,893 |
| Taxes/Insurance/Benefits | \$ 237 | \$ 238 | \$ 251 | \$ 258 | \$ 984 |
| COMP SUB-TOTAL | \$ 702 | \$ 704 | \$ 744 | \$ 728 | \$ 2,878 |
| Travel | | | | | |
| TRAVEL SUB-TOTAL | \$ 35 | \$ 44 | \$ 35 | \$ 48 | \$ 162 |
| Contracts | | | | | |
| CONTRACTS SUB-TOTAL | \$ 35 | \$ 33 | \$ 5 | \$ 5 | \$ 78 |
| Other Operating Expenses* | | | | | |
| OTHER SUB-TOTAL | \$ 54 | \$ 79 | \$ 38 | \$ 18 | \$ 189 |
| TOTAL | \$ 826 | \$ 860 | \$ 822 | \$ 799 | \$ 3,307 |

*Other Operating Expenses for state offices may include: employee training, office supplies, telephone/internet services, office rent and utilities, postage/ mailing freight, dues and subscriptions, meeting room rental, and equipment maintenance.

| FY25 Projected State Budgets (000's) | | | | | |
|---|---------------|---------------|---------------|---------------|-----------------|
| | Idaho | Montana | Oregon | Washington | Total |
| Compensation | \$ 480 | \$ 481 | \$ 502 | \$ 489 | \$ 1,952 |
| Taxes/Insurance/Benefits | \$ 245 | \$ 245 | \$ 256 | \$ 269 | \$ 1,015 |
| COMP SUB-TOTAL | \$ 724 | \$ 726 | \$ 758 | \$ 757 | \$ 2,965 |
| Travel | | | | | |
| TRAVEL SUB-TOTAL | \$ 35 | \$ 50 | \$ 35 | \$ 50 | \$ 170 |
| Contracts | | | | | |
| CONTRACTS SUB-TOTAL | \$ 37 | \$ 35 | \$ 5 | \$ 5 | \$ 82 |
| Other Operating Expenses | | | | | |
| OTHER SUB-TOTAL | \$ 55 | \$ 79 | \$ 40 | \$ 19 | \$ 193 |
| TOTAL | \$ 851 | \$ 890 | \$ 838 | \$ 831 | \$ 3,410 |

| IDAHO (000's) | FY22 Budget | FY22 Actual | FY23 Budget | FY23 Estimate | FY24 Budget | FY24 Revised | FY25 Budget |
|--------------------------|----------------|----------------|----------------|------------------|----------------|-----------------|----------------|
| Compensation | \$ 488 | \$ 359 | \$ 448 | \$ 264 | \$ 462 | \$ 465 | \$ 480 |
| Taxes/Insurance/Benefits | \$ 259 | \$ 161 | \$ 228 | \$ 134 | \$ 235 | \$ 237 | \$ 244 |
| COMP SUB-TOTAL | \$ 747 | \$ 520 | \$ 676 | \$ 398 | \$ 697 | \$ 702 | \$ 724 |
| Travel | | | | | | | |
| TRAVEL SUB-TOTAL | \$ 57 | \$ 21 | \$ 55 | \$ 30 | \$ 55 | \$ 35 | \$ 35 |
| Contracting Services | | | | | | | |
| CONTRACTS SUB-TOTAL | \$ 35 | \$ 27 | \$ 35 | \$ 30 | \$ 35 | \$ 35 | \$ 37 |
| Other Operating Expenses | \$ 71 | \$ 48 | \$ 66 | \$ 53 | \$ 71 | \$ 54 | \$ 55 |
| TOTAL | \$ 910 | \$ 616 | \$ 832 | \$ 511 | \$ 858 | \$ 826 | \$ 851 |

*Idaho Council members receive technical and administrative support from two full-time positions. The positions primarily include energy and rates analyses and fish and wildlife expertise. Contract services provide for technical assistance, when necessary. The Council offices are in Eagle.

| MONTANA (000's) | FY22 Budget | FY22 Actual | FY23 Budget | FY23 Estimate | FY24 Budget | FY24 Revised | FY25 Budget |
|--------------------------|----------------|----------------|----------------|------------------|----------------|-----------------|----------------|
| Compensation | \$ 477 | \$ 471 | \$ 457 | \$ 451 | \$ 472 | \$ 466 | \$ 481 |
| Taxes/Insurance/Benefits | \$ 263 | \$ 219 | \$ 247 | \$ 230 | \$ 255 | \$ 238 | \$ 245 |
| COMP SUB-TOTAL | \$ 740 | \$ 690 | \$ 704 | \$ 681 | \$ 727 | \$ 704 | \$ 726 |
| Travel | | | | | | | |
| TRAVEL SUB-TOTAL | \$ 60 | \$ 26 | \$ 55 | \$ 44 | \$ 55 | \$ 44 | \$ 50 |
| Contracting Services | | | | | | | |
| CONTRACTS SUB-TOTAL | \$ 25 | \$ 28 | \$ 27 | \$ 30 | \$ 27 | \$ 33 | \$ 39 |
| Other Operating Expenses | \$ 82 | \$ 57 | \$ 85 | \$ 73 | \$ 86 | \$ 79 | \$ 75 |
| TOTAL | \$ 907 | \$ 801 | \$ 871 | \$ 828 | \$ 895 | \$ 860 | \$ 890 |

* Montana Council members receive administrative and technical support on energy, fish and wildlife, public information and involvement activities from two full-time positions. Other specialized services are contracted for and utilized on an as needed basis. The Council offices are in Helena.

| OREGON (000's) | FY22 Budget | FY22 Actual | FY23 Budget | FY23 Estimate | FY24 Budget | FY24 Revised | FY25 Budget |
|--------------------------|----------------|----------------|----------------|------------------|----------------|-----------------|----------------|
| Compensation | \$ 515 | \$ 478 | \$ 483 | \$ 483 | \$ 492 | \$ 492 | \$ 502 |
| Taxes/Insurance/Benefits | \$ 258 | \$ 172 | \$ 246 | \$ 246 | \$ 251 | \$ 251 | \$ 256 |
| COMP SUB-TOTAL | \$ 773 | \$ 650 | \$ 729 | \$ 729 | \$ 743 | \$ 743 | \$ 758 |
| Travel | | | | | | | |
| TRAVEL SUB-TOTAL | \$ 40 | \$ 18 | \$ 35 | \$ 25 | \$ 35 | \$ 35 | \$ 35 |
| Contracting Services | | | | | | | |
| CONTRACTS SUB-TOTAL | \$ 3 | \$ - | \$ 3 | \$ - | \$ 5 | \$ 5 | \$ 5 |
| Other Operating Expenses | \$ 38 | \$ 21 | \$ 34 | \$ 35 | \$ 36 | \$ 39 | \$ 40 |
| TOTAL | \$ 854 | \$ 689 | \$ 801 | \$ 789 | \$ 819 | \$ 822 | \$ 838 |

*Oregon Council members are state employees. They receive technical support through services from two full-time positions. Council offices are in Portland.

| WASHINGTON (000's) | FY22 Budget | FY22 Actual | FY23 Budget | FY23 Estimate | FY24 Budget | FY24 Revised | FY25 Budget |
|--------------------------|----------------|----------------|----------------|------------------|----------------|-----------------|----------------|
| Compensation | \$ 501 | \$ 430 | \$ 466 | \$ 436 | \$ 481 | \$ 470 | \$ 488 |
| Taxes/Insurance/Benefits | \$ 281 | \$ 242 | \$ 256 | \$ 240 | \$ 264 | \$ 258 | \$ 269 |
| COMP SUB-TOTAL | \$ 782 | \$ 672 | \$ 722 | \$ 676 | \$ 745 | \$ 728 | \$ 757 |
| Travel | | | | | | | |
| TRAVEL SUB-TOTAL | \$ 55 | \$ 15 | \$ 48 | \$ 48 | \$ 48 | \$ 48 | \$ 50 |
| Contracting Services | | | | | | | |
| CONTRACTS SUB-TOTAL | \$ 5 | \$ - | \$ 15 | \$ - | \$ 5 | \$ 5 | \$ 5 |
| Other Operating Expenses | \$ 31 | \$ 13 | \$ 31 | \$ 8 | \$ 25 | \$ 18 | \$ 19 |
| TOTAL | \$ 873 | \$ 700 | \$ 816 | \$ 732 | \$ 823 | \$ 799 | \$ 831 |

*Washington Council members represent individually the eastern and the western sides of the state. Some support services are provided by other state agencies. Three full-time positions provide research analysis, energy policy, economics and fish and wildlife analysis, technical and administrative support.

Summary

Based on this showing and the supporting detailed information contained in this budget document, the Council has determined that the 0.02 mill limitation will not allow the Council to carry out its functions and responsibilities under the Act and that the following budget expenditures proposed for fiscal years 2024 and 2025 are necessary and appropriate.

| | | | | | | |
|----------------------|--|----|-------------------|--|-------------|--------------|
| FY24 Revised | | | | | | |
| States Participation | | \$ | 3,307,000 | | 0.27 | mills |
| Central Council: | | | | | | |
| Power Planning | | \$ | 3,547,000 | | 0.29 | mills |
| Fish & Wildlife | | \$ | 1,546,000 | | 0.12 | mills |
| Public Affairs | | \$ | 1,057,000 | | 0.09 | mills |
| Legal | | \$ | 508,000 | | 0.04 | mills |
| Administrative | | \$ | 2,242,000 | | 0.18 | mills |
| TOTAL | | \$ | 12,207,000 | | 0.99 | mills |

| | | | | | | |
|----------------------|--|--|-----------------|--|-------------|--|
| FY25 Projection | | | | | | |
| States Participation | | | 3410000 | | 0.28 | |
| Central Council: | | | | | | |
| Power Planning | | | 3735000 | | 0.30 | |
| Fish & Wildlife | | | 1611000 | | 0.13 | |
| Public Affairs | | | 1119000 | | 0.09 | |
| Legal | | | 525000 | | 0.04 | |
| Administrative | | | 2325000 | | 0.19 | |
| TOTAL | | | 12725000 | | 1.04 | |

