

Needs Assessment Overview & Results

April 10, 2018



Overview

- The Needs Assessment provides forecasts of Federal system energy, capacity, and balancing reserve needs
 - Considers federal system resources and load obligations
- These results inform later steps of the Resource Program process
- The Needs Assessment methodology is largely unchanged from previous Resource Programs
 - Expanded to a 20 year continuous forecast
 - Updated to a frozen efficiency load forecast

Metrics

- **Annual Energy**
 - Evaluates the annual energy surplus/deficit under 1937-critical water conditions
- **P10 Heavy Load Hour**
 - Evaluates the 10th percentile (P10) surplus/deficit over heavy load hours by month, given variability in hydro generation, loads, and Columbia Generating Station output
- **P10 Superpeak**
 - Evaluates the P10 surplus/deficit over the six peak load hours per weekday by month, given variability in hydro generation, loads, and Columbia Generating Station output
- **18-Hour Capacity**
 - Evaluates the ability to meet the six peak load hours per day over three-day extreme weather events assuming median water conditions
- **Balancing Reserves**
 - Evaluates the ability to meet forecasted balancing reserve demand in the BPA balancing authority area

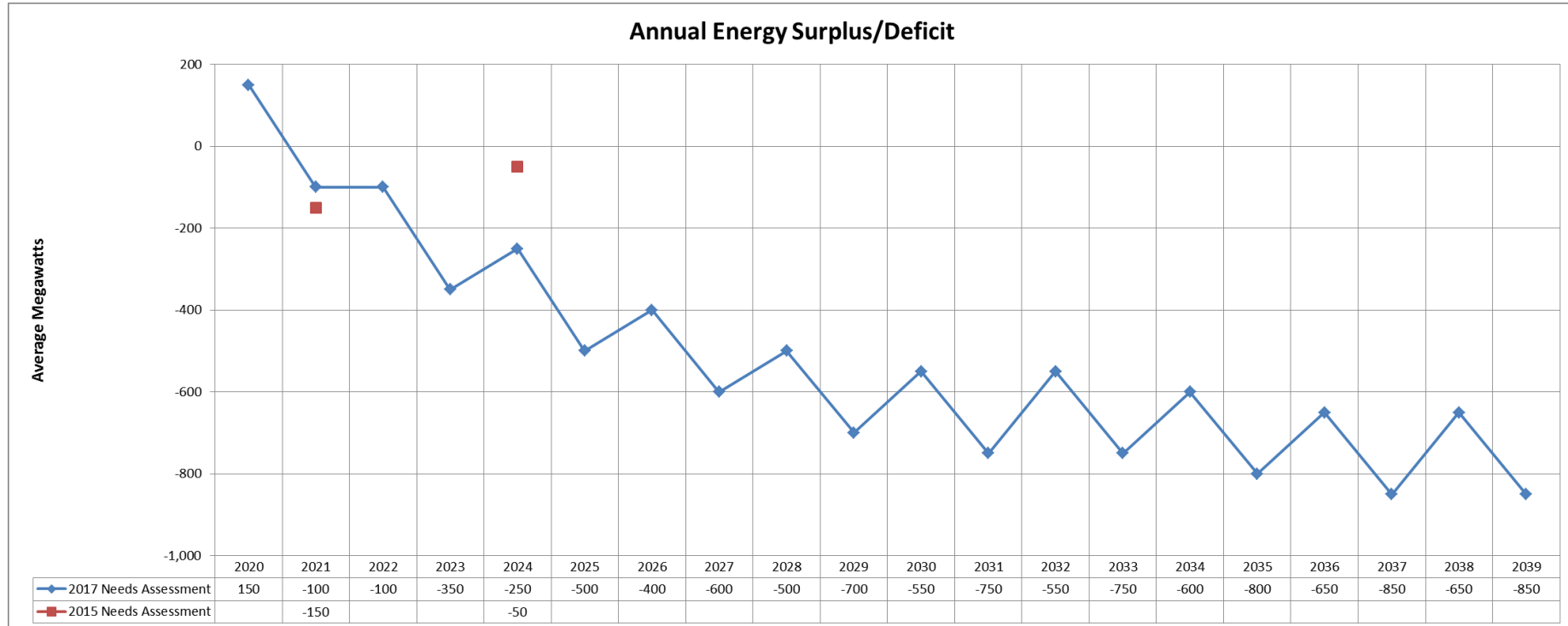
Results Summary – Energy

- **Annual Energy** deficits begin in fiscal year (FY) 2021 and grow to 850 aMW
- The largest **P10 Heavy Load Hour** deficits occur in winter, the first half of April, and fall
 - January has the largest deficits (650 aMW in FY 2020 and 1,850 aMW in FY 2039)
- The largest **P10 Superpeak** deficits occur in winter, the first half of April, and late summer/fall
 - Near load-resource balance in FY 2020 and deficits grow to 1,000 aMW by FY 2039
 - The P10 Superpeak deficits are smaller than the P10 Heavy Load Hour deficits in most months, with the second halves of April and August being the exceptions

Results Summary – Capacity & Reserves

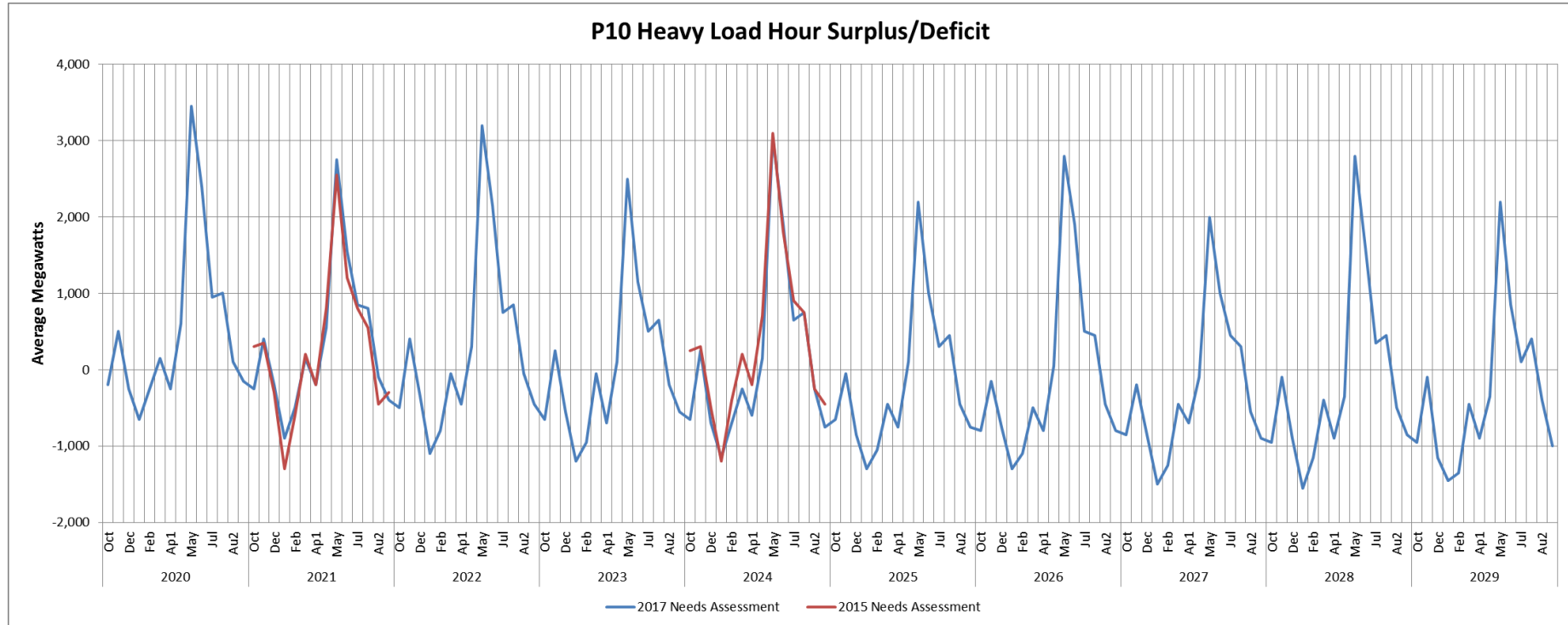
- Winter is **18-Hour Capacity** surplus over the study horizon, while summer is surplus in FY 2020 and deficit thereafter (550 MW in FY 2039)
 - The summer 18-Hour Capacity deficits are smaller than the P10 Superpeak deficits
- **Demand for balancing reserves** in the BPA balancing authority area is not expected to reach 900 MW of incremental reserve over the study horizon

Results: Annual Energy



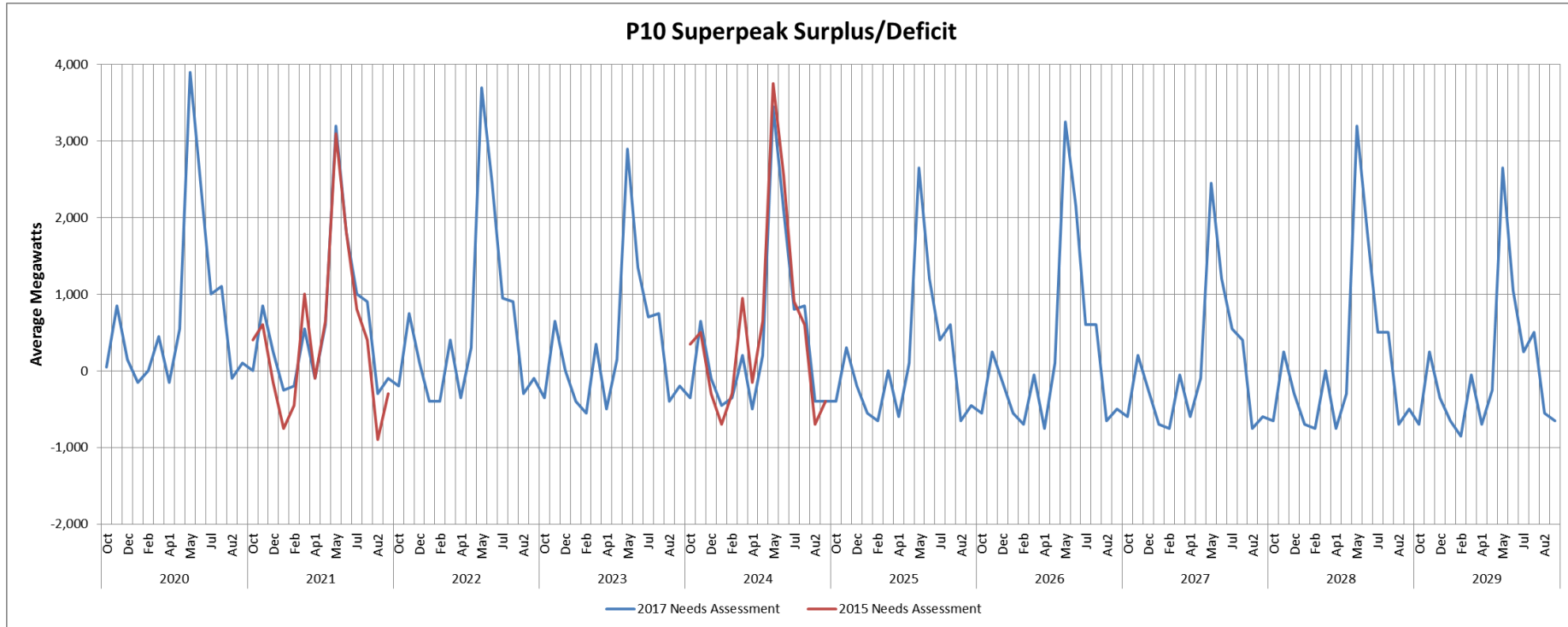
- Key assumptions:
 - Hydro generation based on 1937-critical water conditions
 - Loads and Columbia Generating Station output reflect expected values

Results: P10 Heavy Load Hour



- Key assumptions:
 - Variability in hydro generation, loads, and Columbia Generating Station output

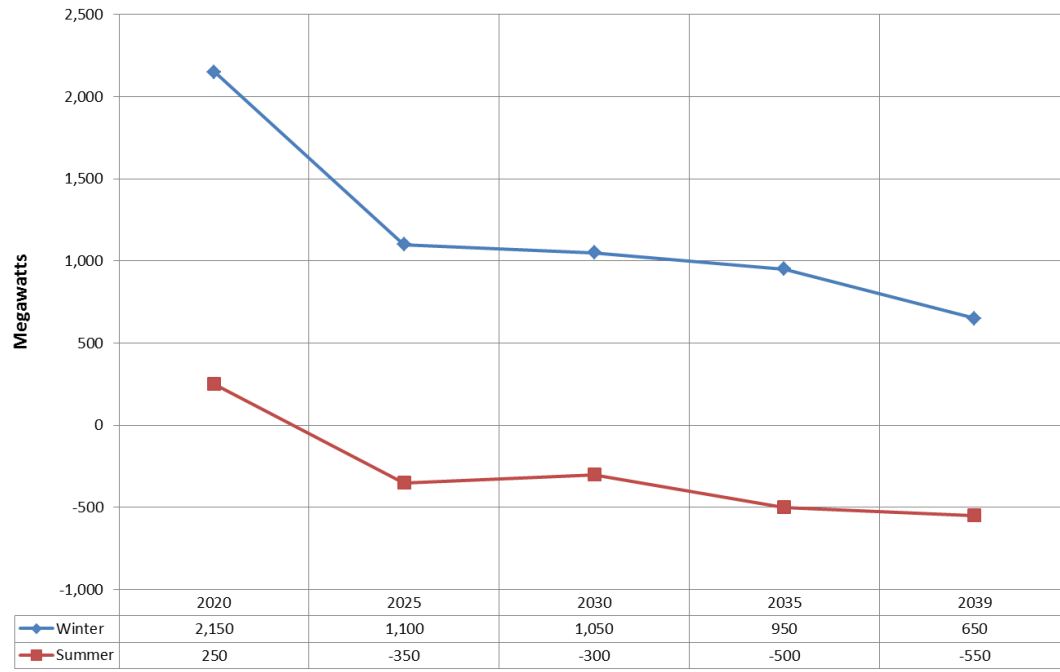
Results: P10 Superpeak



- Key assumptions:
 - Variability in hydro generation, loads, and Columbia Generating Station output

Results: 18-Hour Capacity

18-Hour Capacity Surplus/Deficit



- Key assumptions:
 - Hydro generation based on median water conditions
 - Loads based on three-day extreme weather event

- The 2015 Needs Assessment had surpluses of:
 - 1,150 MW in winter
 - 250 MW in summer

Results: Balancing Reserves

- There is considerable uncertainty in future demand for balancing reserves, which includes:
 - Amount and location of wind and solar development in the region
 - Scheduling practices and elections
 - Elections to self-supply
 - New or expanded markets
 - Departure of existing resources

- However, market conditions and RPS forecasts suggest future balancing reserve demand is unlikely to reach 900 MW of incremental reserve

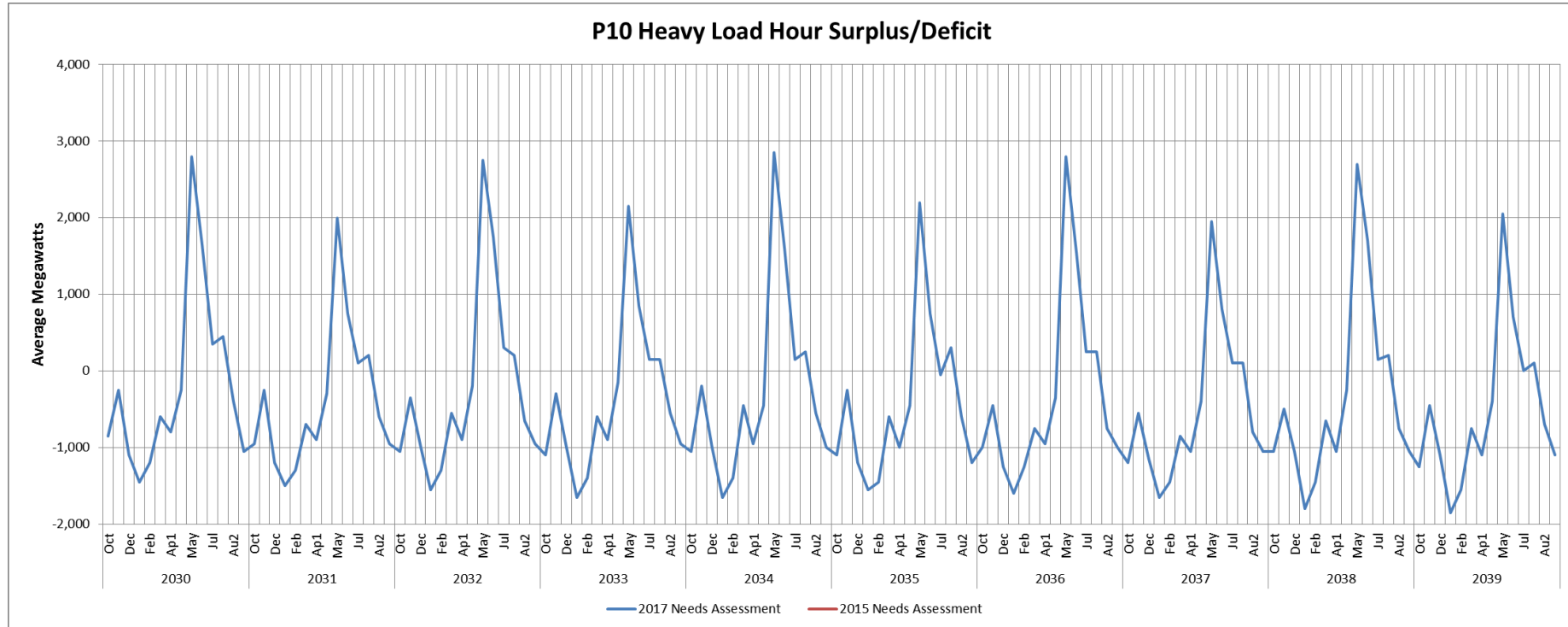
- Will continue to monitor the balancing reserves landscape and address the issue as warranted in future Needs Assessments

Conclusion

- Overall, the results demonstrate that BPA is energy (fuel) limited
 - P10 Heavy Load Hour deficits are larger than P10 Superpeak deficits in most months
 - P10 Superpeak deficits are larger than 18-Hour Capacity deficits

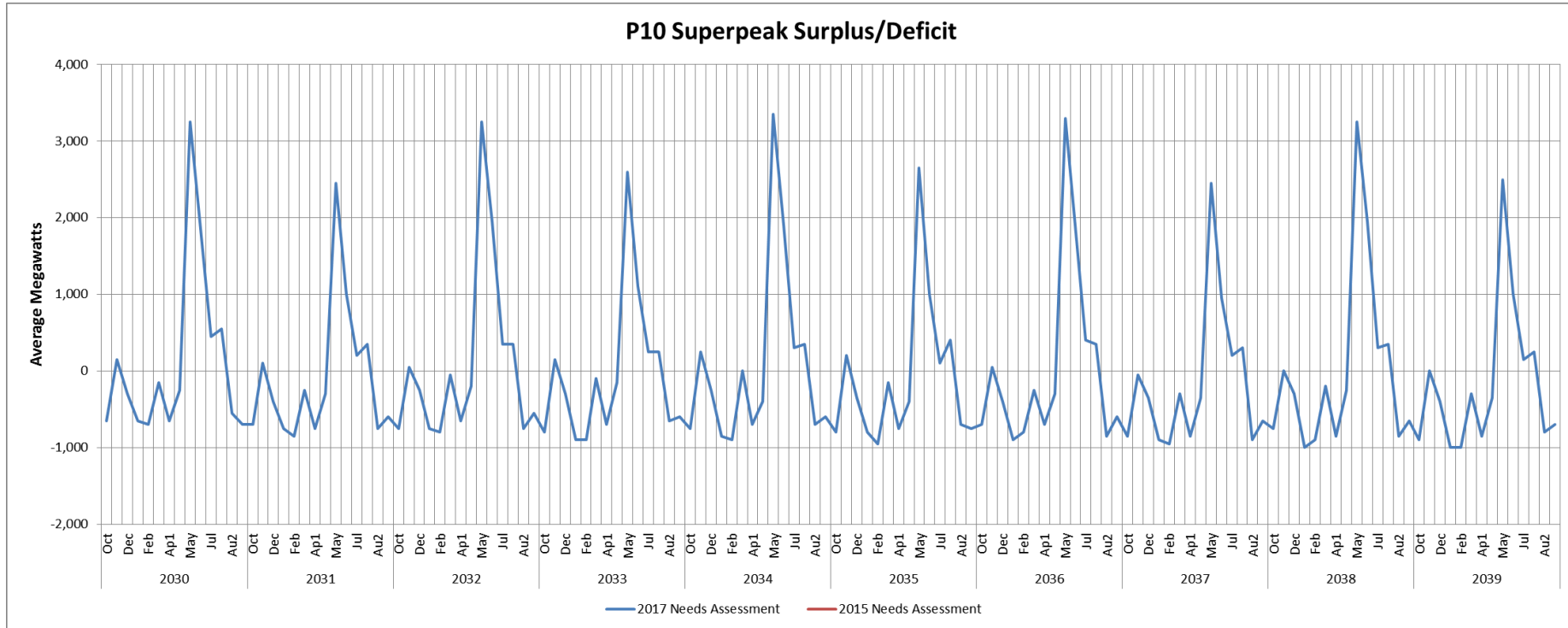
- The most notable change from the 2015 Needs Assessment results is that the current studies forecast summer 18-Hour Capacity deficits for most of the study horizon

Appendix: P10 Heavy Load Hour (last 10 years)



- Key assumptions:
 - Variability in hydro generation, loads, and Columbia Generating Station output

Appendix: P10 Superpeak (last 10 years)



- Key assumptions:
 - Variability in hydro generation, loads, and Columbia Generating Station output